





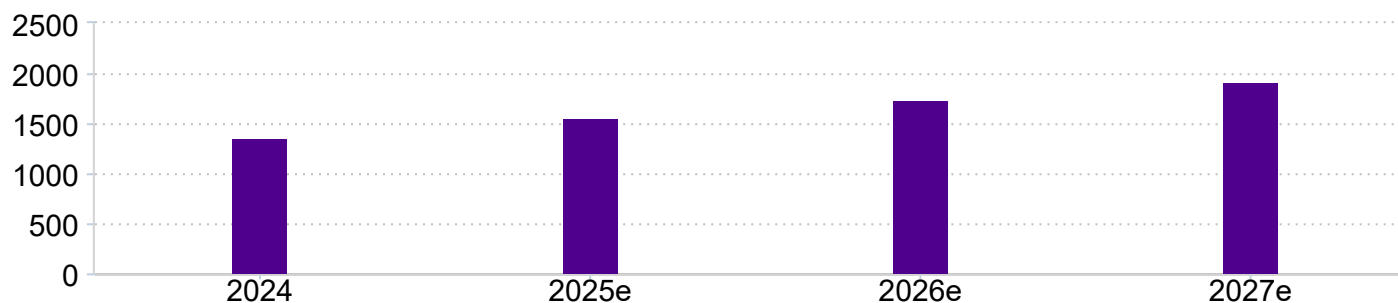


Free cash flow (SAR Mn)		2024	2025e	2026e	2027e
Actual		1,187			
Average		1,221	1,394	1,578	1,684
Median		1,370	1,560	1,743	1,925
High		1,852	2,008	2,238	2,442
Low		375	61	544	725
Contributors		8	9	9	6

Free cash flow (SAR Mn, median)



Recalculate data and graphs above,
use data not older than:

14 days
 1 month
 3 months
 6 months
 1 year

or select date here:

3/26/2024



Show data

Contributors

[Bank of America](#)

[Goldman Sachs](#)

[Morgan Stanley](#)

[U-Capital](#)

[WOOD & Company](#)

[Citigroup](#)

[JPMorgan](#)

[SNB Capital](#)

[United Securities](#)

Disclaimer

Download  

solutions by stc (hereafter referred to as "The Company") is followed by the analyst(s) listed above. Please note that any opinions, estimates or forecasts regarding The Company's performance made by these analysts are theirs alone and do not represent

opinions, forecasts or predictions of The Company or its management. The Company does not by its reference above or distribution imply its endorsement of or concurrence with such information, conclusions or recommendations. [Read more...](#)

Supplied by © EUROLAND IR®