





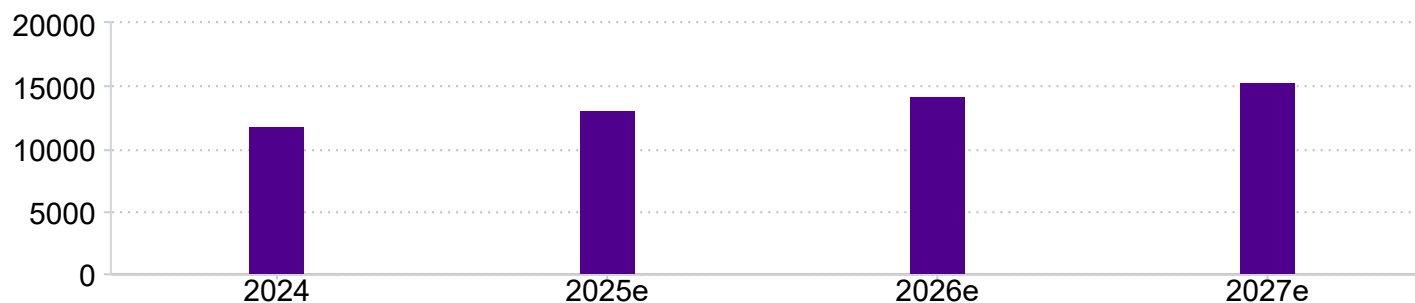


Revenue (SAR Mn)		2024	2025e	2026e	2027e
Actual		12,064			
Average		11,941	13,162	14,431	15,405
Median		11,916	13,073	14,269	15,369
High		12,502	13,854	15,256	16,249
Low		11,398	12,758	13,854	14,827
Contributors		16	16	15	11

Revenue (SAR Mn, median)



Recalculate data and graphs above,
use data not older than:

14 days
 1 month
 3 months
 6 months
 1 year

or select date here:

3/26/2024



Show data

Contributors

[Al Rajhi Capital](#)
[Arqaam Capital](#)
[Citigroup](#)
[Haitong Securities](#)
[JPMorgan](#)
[SICO](#)
[U-Capital](#)
[WOOD & Company](#)

[Aljazira Capital](#)
[Bank of America](#)
[Goldman Sachs](#)
[Jefferies International](#)
[Morgan Stanley](#)
[SNB Capital](#)
[United Securities](#)
[Yaqeen Capital](#)

solutions by stc (hereafter referred to as "The Company") is followed by the analyst(s) listed above. Please note that any opinions, estimates or forecasts regarding The Company's performance made by these analysts are theirs alone and do not represent opinions, forecasts or predictions of The Company or its management. The Company does not by its reference above or distribution imply its endorsement of or concurrence with such information, conclusions or recommendations. [Read more...](#)

Supplied by © EUROLAND IR®