





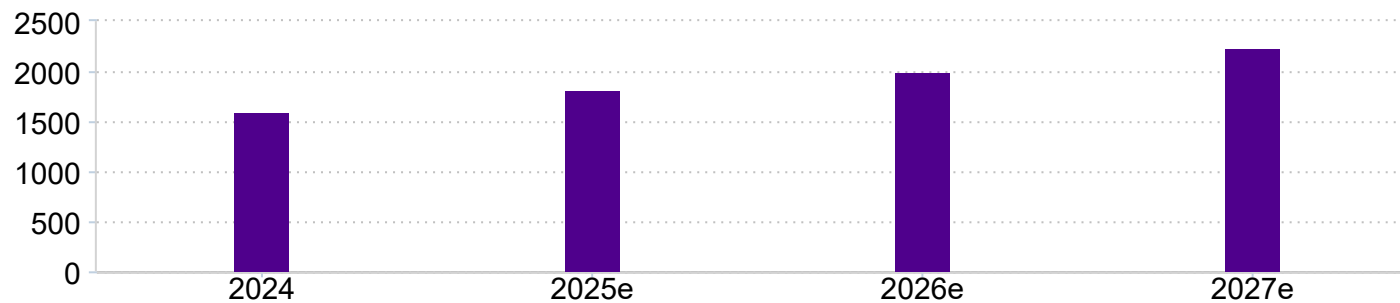


Profit before zakat (SAR Mn)		2024	2025e	2026e	2027e
Actual		1,642			
Average		1,598	1,810	2,029	2,280
Median		1,608	1,813	1,997	2,231
High		1,755	2,000	2,399	2,610
Low		1,426	1,563	1,704	2,068
Contributors		15	15	15	10

Profit before zakat (SAR Mn, median)



Recalculate data and graphs above,  
use data not older than:

14 days
  1 month
  3 months
  6 months
  1 year

or select date here:




#### Contributors

[Al Rajhi Capital](#)  
[Arqaam Capital](#)  
[Citigroup](#)  
[Haitong Securities](#)  
[JPMorgan](#)  
[SICO](#)  
[U-Capital](#)  
[WOOD & Company](#)

[Aljazira Capital](#)  
[Bank of America](#)  
[Goldman Sachs](#)  
[Jefferies International](#)  
[Morgan Stanley](#)  
[SNB Capital](#)  
[United Securities](#)

solutions by stc (hereafter referred to as "The Company") is followed by the analyst(s) listed above. Please note that any opinions, estimates or forecasts regarding The Company's performance made by these analysts are theirs alone and do not represent opinions, forecasts or predictions of The Company or its management. The Company does not by its reference above or distribution imply its endorsement of or concurrence with such information, conclusions or recommendations. [Read more...](#)

Supplied by © EUROLAND IR®