





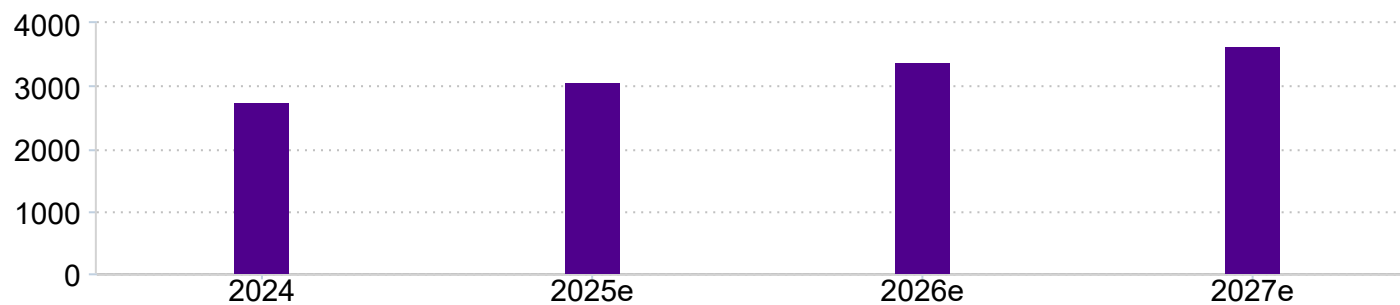


Gross profit (SAR Mn)		2024	2025e	2026e	2027e
Actual		2,783			
Average		2,759	3,079	3,398	3,665
Median		2,766	3,065	3,378	3,645
High		2,857	3,317	3,825	3,867
Low		2,642	2,872	3,112	3,461
Contributors		16	16	14	10

Gross profit (SAR Mn, median)



Recalculate data and graphs above,
use data not older than:

14 days
 1 month
 3 months
 6 months
 1 year

or select date here:



Contributors

[Al Rajhi Capital](#)
[Arqaam Capital](#)
[Citigroup](#)
[Haitong Securities](#)
[JPMorgan](#)
[SICO](#)
[U-Capital](#)
[WOOD & Company](#)

[Aljazira Capital](#)
[Bank of America](#)
[Goldman Sachs](#)
[Jefferies International](#)
[Morgan Stanley](#)
[SNB Capital](#)
[United Securities](#)
[Yaqeen Capital](#)

solutions by stc (hereafter referred to as "The Company") is followed by the analyst(s) listed above. Please note that any opinions, estimates or forecasts regarding The Company's performance made by these analysts are theirs alone and do not represent opinions, forecasts or predictions of The Company or its management. The Company does not by its reference above or distribution imply its endorsement of or concurrence with such information, conclusions or recommendations. [Read more...](#)

Supplied by © EUROLAND IR®