





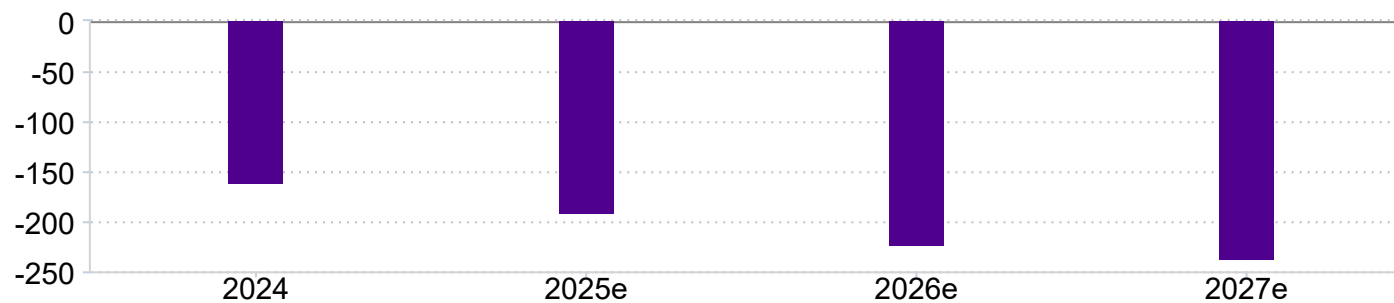


CAPEX (SAR Mn)		2024	2025e	2026e	2027e
Actual		-255			
Average		-230	-238	-241	-245
Median		-159	-189	-221	-235
High		-129	-160	-147	-161
Low		-596	-401	-377	-352
Contributors		13	13	13	9

CAPEX (SAR Mn, median)



Recalculate data and graphs above,
use data not older than:

14 days
 1 month
 3 months
 6 months
 1 year

or select date here:



Contributors

Al Rajhi Capital

Bank of America

Goldman Sachs

Jefferies International

Morgan Stanley

U-Capital

WOOD & Company

Arqaam Capital

Citigroup

Haitong Securities

JPMorgan

SNB Capital

United Securities

Disclaimer

Download  

solutions by stc (hereafter referred to as "The Company") is followed by the analyst(s) listed above. Please note that any opinions,

estimates or forecasts regarding The Company's performance made by these analysts are theirs alone and do not represent opinions, forecasts or predictions of The Company or its management. The Company does not by its reference above or distribution imply its endorsement of or concurrence with such information, conclusions or recommendations. [Read more...](#)

Supplied by © EUROLAND IR®