











[Back to summary view](#)

2023 (SAR Mn)		Average	Median	High	Low	Contr.
Revenue						
Gross profit						
EBITDA						
Profit before zakat						
Zakat						
Net profit						
EPS (SAR)						
DPS (SAR)						
CAPEX						
Free cash flow						

Recalculate data above,
use data not older than:

14 days 1 month 3 months 6 months 1 year

or select date here:

3/26/2024



Show data

Disclaimer

solutions by stc (hereafter referred to as "The Company") is followed by the analyst(s) listed above. Please note that any opinions, estimates or forecasts regarding The Company's performance made by these analysts are theirs alone and do not represent opinions, forecasts or predictions of The Company or its management. The Company does not by its reference above or distribution imply its endorsement of or concurrence with such information, conclusions or recommendations. [Read more...](#)

Download 

Supplied by © EUROLAND IR®