








2026e (SAR Mn)		Average	Median	High	Low	Contr.
Revenue		2,951.7	2,934.5	3,450.8	2,607.0	10
Gross profit		730.7	740.2	829.2	587.0	10
EBITDA		333.7	343.6	403.8	230.0	10
Operating profit		257.5	267.5	364.5	136.4	10
Net profit		256.4	263.0	363.3	178.5	10
EPS (SAR)		1.25	1.26	1.73	0.90	10
Capital expenditure		-50.9	-50.5	-20.9	-70.4	10
Free cash flow		287.3	313.5	386.5	186.0	10

Recalculate data above,  
use data not older than:

14 days  1 month  3 months  6 months  1 year

or select date here:



**SHOW DATA**

### Contributors

Al Rajhi Capital

CI Capital

Citigroup

EFG Hermes

Goldman Sachs

HSBC

JPMorgan

Morgan Stanley

Disclaimer

Download  

Jahez Group (hereafter referred to as "The Company") is followed by the analyst(s) listed above. Please note that any opinions, estimates or forecasts regarding The Company's performance made by these analysts are theirs alone and do not represent opinions, forecasts or predictions of The Company or its management. The Company does not by its reference above or distribution imply its endorsement of or concurrence with such information, conclusions or recommendations. Read more...

Supplied by © **EUROLAND IR**®