







Last data input: Apr 14, 2025

Median / actual (SAR Mn)		2024	2025e	2026e	2027e
Revenue		<u>2,218.7</u>	<u>2,577.0</u>	<u>2,930.5</u>	<u>3,486.4</u>
Gross profit		<u>541.2</u>	<u>631.3</u>	<u>741.2</u>	<u>815.4</u>
EBITDA		<u>250.0</u>	<u>280.0</u>	<u>330.5</u>	<u>384.0</u>
Operating profit		<u>168.9</u>	<u>217.5</u>	<u>267.5</u>	<u>334.0</u>
Net profit		<u>188.0</u>	<u>213.5</u>	<u>263.0</u>	<u>314.0</u>
EPS (SAR)		<u>0.92</u>	<u>1.02</u>	<u>1.26</u>	<u>1.50</u>
Capital expenditure		<u>-137.6</u>	<u>-47.5</u>	<u>-50.5</u>	<u>-53.3</u>
Free cash flow		<u>175.2</u>	<u>253.4</u>	<u>317.4</u>	<u>363.9</u>

Recalculate data above,
use data not older than:

14 days 1 month 3 months 6 months 1 year

or select date here:



SHOW DATA

Contributors

Al Rajhi Capital

CI Capital

Citigroup

EFG Hermes

Goldman Sachs

HSBC

JPMorgan

Morgan Stanley

Disclaimer

Download  

Jahez Group (hereafter referred to as "The Company") is followed by the analyst(s) listed above. Please note that any opinions, estimates or forecasts regarding The Company's performance made by these analysts are theirs alone and do not represent opinions, forecasts or predictions of The Company or its management. The Company does not by its reference above or distribution imply its endorsement of or concurrence with such information, conclusions or recommendations. Read more...

Supplied by © **EUROLAND IR**®