





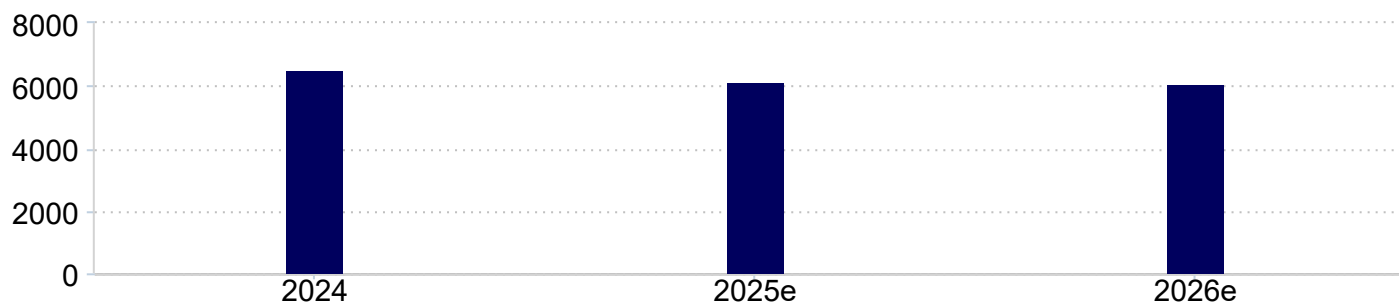


Operating profit (MEUR)		2024	2025e	2026e
Actual		6,548		
Average		6,542	6,071	6,081
Median		6,533	6,143	6,081
High		6,614	6,280	6,448
Low		6,467	5,261	5,330
Contributors		17	22	23

Operating profit (MEUR, median)



Recalculate data and graphs above, use data not older than:

14 days
 1 month
 3 months
 6 months
 1 year

or select date here:

10/26/2024



Show data

Contributors

- Arctic Securities
- BNP Paribas Exane
- Danske Bank
- DNB
- Handelsbanken
- Jefferies International
- Jyske Markets
- Kepler Cheuvreux
- Morgan Stanley
- OP Equities
- Sydbank
- Anonymous estimates (2)
- Barclays Capital
- Citigroup
- Deutsche Bank
- Goldman Sachs
- Inderes
- JPMorgan
- Keefe, Bruyette & Woods
- Mediobanca
- Nordea
- SEB

Disclaimer

Download  

Nordea Bank Abp (hereafter referred to as "The Company") is followed by the analyst(s) listed above. Please note that any opinions, estimates or forecasts regarding The Company's performance made by these analysts are theirs alone and do not represent opinions, forecasts or predictions of The Company or its management. The Company does not by its reference above or distribution imply its endorsement of or concurrence with such information, conclusions or recommendations. Read more...

Supplied by © **EUROLAND IR**®