






2025e (MEUR)		Average	Median	High	Low	Contr.
Total income		11,825	11,818	12,092	11,559	21
Total expenses		-5,464	-5,453	-5,414	-5,668	21
Loan losses		-275	-272	-146	-455	21
Operating profit		6,086	6,144	6,343	5,532	21
EPS (EUR)		1.36	1.37	1.42	1.23	21

Recalculate data above,  
use data not older than:

14 days  1 month  3 months  6 months  1 year

or select date here:

9/26/2024



Show data

#### Contributors

Arctic Securities  
 BNP Paribas Exane  
 Danske Bank  
 DNB  
 Handelsbanken  
 Jefferies International  
 Jyske Markets  
 Kepler Cheuvreux  
 OP Equities  
 Sydbank  
 Anonymous estimates (2)

Barclays Capital  
 Citigroup  
 Deutsche Bank  
 Goldman Sachs  
 Inderes  
 JPMorgan  
 Keefe, Bruyette & Woods  
 Mediobanca  
 SEB

#### Disclaimer

Download  

Nordea Bank Abp (hereafter referred to as "The Company") is followed by the analyst(s) listed above. Please note that any opinions, estimates or forecasts regarding The Company's performance made by these analysts are theirs alone and do not represent opinions, forecasts or predictions of The Company or its management. The Company does not by its reference above or distribution imply its endorsement of or concurrence with such information, conclusions or recommendations. Read more...