






Median / actual (MEUR)		2023	2024e	growth	2025e	growth
Total income		<u>11,743</u>	<u>12,086</u>	3%	<u>11,812</u>	-2%
Total expenses		<u>-5,238</u>	<u>-5,323</u>	2%	<u>-5,455</u>	2%
Loan losses		<u>-167</u>	<u>-230</u>		<u>-288</u>	
Operating profit		<u>6,338</u>	<u>6,541</u>	3%	<u>6,126</u>	-6%
EPS (EUR)		<u>1.37</u>	<u>1.44</u>	5%	<u>1.37</u>	-5%

Recalculate data above,
use data not older than:

14 days 1 month 3 months 6 months 1 year

or select date here:

8/10/2024



Show data

Contributors

Arctic Securities	Barclays Capital
BNP Paribas Exane	Citigroup
Danske Bank	Deutsche Bank
DNB	Goldman Sachs
Handelsbanken	Inderes
Jefferies International	JPMorgan
Jyske Markets	Keefe, Bruyette & Woods
Kepler Cheuvreux	Mediobanca
Morgan Stanley	Nordea
OP Equities	SEB
Sydbank	
Anonymous estimates (2)	

Disclaimer

Download  

Nordea Bank Abp (hereafter referred to as "The Company") is followed by the analyst(s) listed above. Please note that any opinions, estimates or forecasts regarding The Company's performance made by these analysts are theirs alone and do not represent opinions, forecasts or predictions of The Company or its management. The Company does not by its reference above or distribution imply its endorsement of or concurrence with such information, conclusions or recommendations. Read more...