





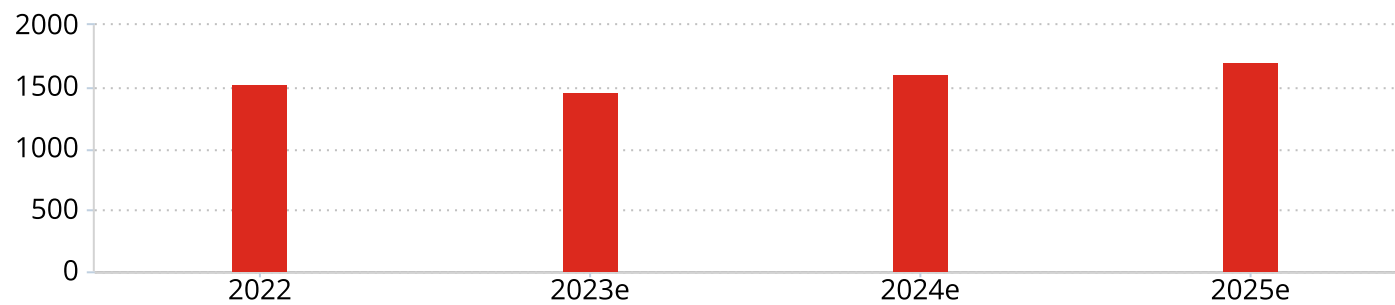


Gross profit (AED Mn)		2022	2023e	2024e	2025e
Actual		1,424			
Average		1,523	1,465	1,622	1,758
Median		1,523	1,460	1,612	1,705
High		1,612	1,554	1,736	1,975
Low		1,433	1,415	1,502	1,602
Contributors		2	8	7	7

Gross profit (AED Mn, median)


Recalculate data and graphs above,
use data not older than:

14 days
 1 month
 3 months
 6 months
 1 year

or select date here:




Contributors

Arqaam Capital
 EFG Hermes
 Goldman Sachs
 SICO

Citigroup
 FAB Securities
 KAMCO Invest
 U-Capital

Disclaimer

Download  

Aramex (hereafter referred to as "The Company") is followed by the analyst(s) listed above. Please note that any opinions, estimates or forecasts regarding The Company's performance made by these analysts are theirs alone and do not represent opinions, forecasts or predictions of The Company or its management. The Company does not by its reference above or distribution imply its endorsement of or concurrence with such information, conclusions or recommendations. [Read more...](#)