






| Median / actual (MEUR) | | 2021 | 2022e | growth | 2023e | growth |
|------------------------|---|---------------|---------------|--------|---------------|--------|
| Total income |  | <u>9,620</u> | <u>9,474</u> | -2% | <u>10,589</u> | 12% |
| Total expenses |  | <u>-4,649</u> | <u>-4,843</u> | 4% | <u>-4,975</u> | 3% |
| Loan losses |  | <u>-35</u> | <u>-131</u> | | <u>-428</u> | |
| Operating profit |  | <u>4,936</u> | <u>4,551</u> | -8% | <u>5,304</u> | 17% |
| EPS (EUR) |  | <u>0.95</u> | <u>0.92</u> | -4% | <u>1.16</u> | 27% |

Recalculate data above,
use data not older than:

14 days 1 month 3 months 6 months 1 year

or select date here:



[Show data](#)

Contributors

| | |
|-------------------------|---------------------|
| Arctic Securities | Autonomous Research |
| Citigroup | Credit Suisse |
| Danske Bank | Deutsche Bank |
| DNB | Exane BNP Paribas |
| Goldman Sachs | Handelsbanken |
| JPMorgan | Jyske Markets |
| Keefe, Bruyette & Woods | Kepler Cheuvreux |
| Mediobanca | Nordea |
| Nykredit Markets | OP Equities |
| SEB | Société Générale |
| Sydbank | |
| Anonymous estimates (1) | |

Disclaimer

Download  

Nordea Bank Abp (hereafter referred to as "The Company") is followed by the analyst(s) listed above. Please note that any opinions, estimates or forecasts regarding The Company's performance made by these analysts are theirs alone and do not represent opinions, forecasts or predictions of The Company or its management. The Company does not by its reference above or distribution imply its endorsement of or concurrence with such information, conclusions or recommendations. Read more...

Supplied by © Euroland.com