








2021e (AED Mn)		Average	Median	High	Low	Contr.
Total assets		6,195	6,184	6,461	6,046	5
Capital expenditure		158	157	183	136	4
Revenue		6,238	6,228	6,524	5,963	6
Gross profit		1,566	1,620	1,660	1,406	5
EBITDA		797	829	913	590	5
EBIT		409	430	573	225	6
Profit before tax		373	402	523	178	6
Net income		262	278	414	118	6
EPS (AED)		0.17	0.17	0.28	0.08	6
DPS (AED)		0.13	0.13	0.20	0.04	5

Recalculate data above,
use data not older than:

14 days
 1 month
 3 months
 6 months
 1 year

or select date here:



Contributors

[Arqaam Capital](#)
[EFG Hermes](#)
[Goldman Sachs](#)

[Citigroup](#)
[FAB Securities](#)
[KAMCO Invest](#)

Disclaimer

Download  

Aramex (hereafter referred to as "The Company") is followed by the analyst(s) listed above. Please note that any opinions, estimates or forecasts regarding The Company's performance made by these analysts are theirs alone and do not represent opinions, forecasts or predictions of The Company or its management. The Company does not by its reference above or distribution imply its endorsement of or concurrence with such information, conclusions or recommendations. [Read more...](#)

Supplied by © [Euroland.com](#)