









[Back to summary view](#)

2020 (AED Mn)		Actual	Average	Median	High	Low	Contr.
Total assets		6,115					
Capital expenditure		138					
Revenue		5,510					
Gross profit		1,534					
EBITDA		741					
EBIT		400					
Profit before tax		355					
Net income		245					
EPS (AED)		0.17					
DPS (AED)		0.17					

Recalculate data above,
use data not older than:

14 days 1 month 3 months 6 months 1 year

or select date here:

1/17/2021



Show data

Disclaimer

Download  

Aramex (hereafter referred to as "The Company") is followed by the analyst(s) listed above. Please note that any opinions, estimates or forecasts regarding The Company's performance made by these analysts are theirs alone and do not represent opinions, forecasts or predictions of The Company or its management. The Company does not by its reference above or distribution imply its endorsement of or concurrence with such information, conclusions or recommendations. [Read more...](#)

Supplied by © [Euroland.com](#)