








Last data input: May 16, 2022

Median / Actual (AED Mn)		2020	2021e	2022e	2023e
Total assets		6,115	6,184	6,414	6,657
Capital expenditure		138	157	167	178
Revenue		5,510	6,228	6,694	7,228
Gross profit		1,534	1,620	1,843	1,992
EBITDA		741	829	995	1,059
EBIT		400	430	578	645
Profit before tax		355	402	533	628
Net income		245	278	322	404
EPS (AED)		0.18	0.17	0.24	0.31
DPS (AED)		0.17	0.13	0.15	0.16

Recalculate data above,
use data not older than:

14 days 1 month 3 months 6 months 1 year

or select date here:

5/24/2021



Show data

Contributors

Arqaam Capital
EFG Hermes
Goldman Sachs
SICO

Citigroup
FAB Securities
KAMCO Invest

Disclaimer

Download  

Aramex (hereafter referred to as "The Company") is followed by the analyst(s) listed above. Please note that any opinions, estimates or forecasts regarding The Company's performance made by these analysts are theirs alone and do not represent opinions, forecasts or predictions of The Company or its management. The Company does not by its reference above or distribution imply its endorsement of or concurrence with such information, conclusions or recommendations. [Read more...](#)

Supplied by © [Euroland.com](#)