









Median / actual (OMR Mn)		2021e	2022e	2023e	2024e
Revenue		2,408.0	2,446.7	2,495.1	2,545.6
EBITDA		970.0	962.1	994.7	1,012.8
EBITDA margin (%)		40.3	36.4	39.0	39.3
EBIT		377.6	393.5	412.0	425.8
EBT		233.6	270.8	333.0	341.0
Net profit		67.0	60.3	76.1	90.5
EPS (OMR)		0.09	0.08	0.10	0.12
DPS (OMR)		0.06	0.05	0.06	0.06

Recalculate data above,

use data not older than:

14 days
 1 month
 3 months
 6 months
 1 year

or select date here:



SHOW DATA

Contributors

Arqaam Capital
U-Capital

EFG Hermes

Disclaimer

Download  

Oman Telecommunications Company (S.A.O.G) (hereafter referred to as "The Company") is followed by the analyst(s) listed above. Please note that any opinions, estimates or forecasts regarding The Company's performance made by these analysts are theirs alone and do not represent opinions, forecasts or predictions of The Company or its management. The Company does not by its reference above or distribution imply its endorsement of or concurrence with such information, conclusions or recommendations. [Read more...](#)

Supplied by © [Euroland.com](https://www.euroland.com)