



		2021	2022e	2023e	2024e
Actual		931			
Average					
Median					
High					
Low					
Contributors		0	0	0	0
No Data Available					



Recalculate data and graphs above,
use data not older than:

14 days
 1 month
 3 months
 6 months
 1 year

or select date here:



Disclaimer

Download  

Agthia Group PJSC (hereafter referred to as "The Company") is followed by the analyst(s) listed above. Please note that any opinions, estimates or forecasts regarding The Company's performance made by these analysts are theirs alone and do not represent opinions, forecasts or predictions of The Company or its management. The Company does not by its reference above or distribution imply its endorsement of or concurrence with such information, conclusions or recommendations. Read more...

Supplied by © Euroland.com