





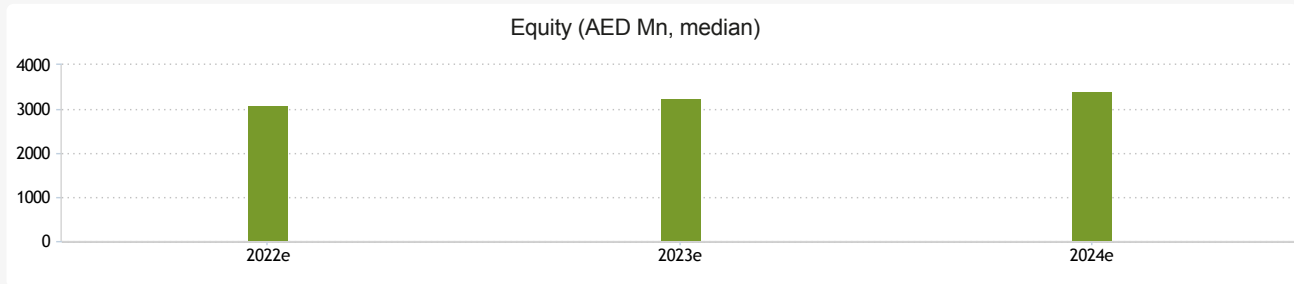


[Back to summary view](#)

Last data input: Oct 18, 2022

Equity (AED Mn)		2021	2022e	2023e	2024e
Actual		2,959			
Average			3,172	3,326	3,496
Median			3,098	3,255	3,423
High			3,482	3,677	3,902
Low			3,008	3,118	3,238
Contributors		0	4	4	4



Recalculate data and graphs above,
use data not older than:

14 days 1 month 3 months 6 months 1 year

or select date here:

6/3/2021




Show data

Contributors

Arqaam Capital
HSBC

EFG Hermes
International Securities

Disclaimer

Download  

Agthia Group PJSC (hereafter referred to as "The Company") is followed by the analyst(s) listed above. Please note that any opinions, estimates or forecasts regarding The Company's performance made by these analysts are theirs alone and do not represent opinions, forecasts or predictions of The Company or its management. The Company does not by its reference above or distribution imply its endorsement of or concurrence with such information, conclusions or recommendations. Read more...

Supplied by © Euroland.com