





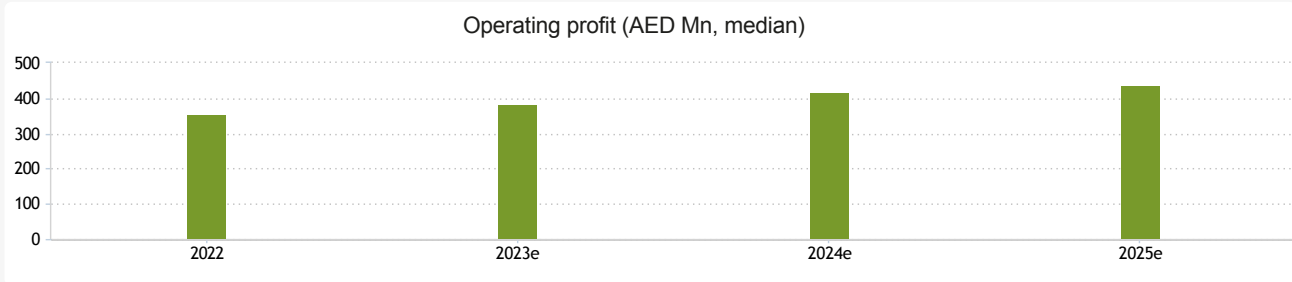


[Back to summary view](#)

Last data input: Mar 7, 2023

Operating profit (AED Mn)		2022	2023e	2024e	2025e
Actual		347			
Average		349	391	421	441
Median		356	384	420	441
High		361	423	451	454
Low		307	369	394	427
Contributors		6	5	5	2



Recalculate data and graphs above,
use data not older than:

14 days 1 month 3 months 6 months 1 year

or select date here:

6/3/2021



Show data

Contributors

Arqaam Capital

EFG Hermes



FAB Securities

HSBC

International Securities

SICO

Disclaimer

Download  

Agthia Group PJSC (hereafter referred to as "The Company") is followed by the analyst(s) listed above. Please note that any opinions, estimates or forecasts regarding The Company's performance made by these analysts are theirs alone and do not represent opinions, forecasts or predictions of The Company or its management. The Company does not by its reference above or distribution imply its endorsement of or concurrence with such information, conclusions or recommendations. Read more...

Supplied by © Euroland.com