





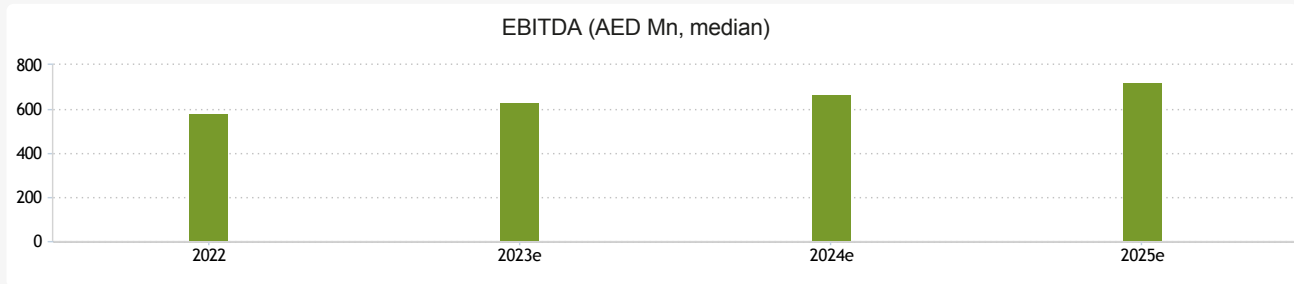


[Back to summary view](#)

Last data input: Mar 7, 2023

EBITDA (AED Mn)		2022	2023e	2024e	2025e
Actual		578			
Average		575	632	679	722
Median		579	631	674	722
High		621	663	703	722
Low		535	606	662	722
Contributors		6	5	5	1



Recalculate data and graphs above,
use data not older than:

14 days 1 month 3 months 6 months 1 year

or select date here:

6/3/2021



Show data

Contributors

Arqaam Capital

EFG Hermes



FAB Securities

HSBC

International Securities

SICO

Disclaimer

Download  

Agthia Group PJSC (hereafter referred to as "The Company") is followed by the analyst(s) listed above. Please note that any opinions, estimates or forecasts regarding The Company's performance made by these analysts are theirs alone and do not represent opinions, forecasts or predictions of The Company or its management. The Company does not by its reference above or distribution imply its endorsement of or concurrence with such information, conclusions or recommendations. Read more...

Supplied by © Euroland.com