


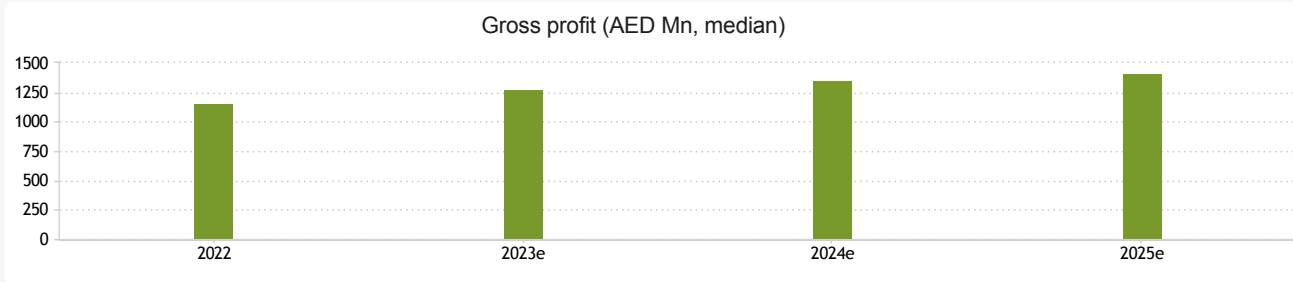


[Back to summary view](#)

Last data input: Mar 7, 2023

Gross profit (AED Mn)		2022	2023e	2024e	2025e
Actual		1,158			
Average		1,167	1,283	1,361	1,416
Median		1,160	1,282	1,352	1,416
High		1,194	1,295	1,417	1,433
Low		1,158	1,271	1,322	1,399
Contributors		5	4	4	2



Recalculate data and graphs above,  
use data not older than:

14 days  1 month  3 months  6 months  1 year

or select date here:

6/3/2021





Show data

#### Contributors

Arqaam Capital  
FAB Securities  
SICO

EFG Hermes  
International Securities

#### Disclaimer

Download  

Agthia Group PJSC (hereafter referred to as "The Company") is followed by the analyst(s) listed above. Please note that any opinions, estimates or forecasts regarding The Company's performance made by these analysts are theirs alone and do not represent opinions, forecasts or predictions of The Company or its management. The Company does not by its reference above or distribution imply its endorsement of or concurrence with such information, conclusions or recommendations. Read more...

Supplied by © Euroland.com