










[Back to summary view](#)

2023e (AED Mn)		Average	Median	High	Low	Contr.
<b>Assets</b>		<b>3,197</b>	<b>3,197</b>	<b>3,197</b>	<b>3,197</b>	<b>1</b>
Equity		1,921	1,921	1,921	1,921	1
<b>Revenue</b>		<b>4,147</b>	<b>4,147</b>	<b>4,147</b>	<b>4,147</b>	<b>1</b>
- Flour and animal feed						
- Water and beverages						
- Food						
<b>Net profit</b>		<b>313</b>	<b>313</b>	<b>330</b>	<b>297</b>	<b>2</b>
EPS (AED)		0.42	0.42	0.42	0.42	1
DPS (AED)		0.15	0.15	0.15	0.15	1

Recalculate data above,  
use data not older than:

14 days  1 month  3 months  6 months  1 year

or select date here:



[Show data](#)

Disclaimer

[Download](#) 

Agthia Group PJSC (hereafter referred to as "The Company") is followed by the analyst(s) listed above. Please note that any opinions, estimates or forecasts regarding The Company's performance made by these analysts are theirs alone and do not represent opinions, forecasts or predictions of The Company or its management. The Company does not by its reference above or distribution imply its endorsement of or concurrence with such information, conclusions or recommendations. [Read more...](#)

Supplied by © Euroland.com