










[Back to summary view](#)

Last data input: Sep 25, 2022

2022e (AED Mn)		Average	Median	High	Low	Contr.
Assets		6,651	6,657	6,749	6,500	5
Equity		3,091	3,069	3,196	3,008	3
Revenue		3,963	4,002	4,179	3,655	6
Gross profit		1,172	1,162	1,215	1,149	4
EBITDA		556	566	574	535	5
Operating profit		335	332	360	307	5
Net profit		277	267	343	247	6
EPS (AED)		0.35	0.34	0.43	0.31	6
DPS (AED)		0.19	0.19	0.20	0.17	4

Recalculate data above,
use data not older than:

14 days 1 month 3 months 6 months 1 year

or select date here:



Show data

Contributors

Arqaam Capital

EFG Hermes


FAB Securities

HSBC

International Securities

SICO

Disclaimer

Download  

Agthia Group PJSC (hereafter referred to as "The Company") is followed by the analyst(s) listed above. Please note that any opinions, estimates or forecasts regarding The Company's performance made by these analysts are theirs alone and do not represent opinions, forecasts or predictions of The Company or its management. The Company does not by its reference above or distribution imply its endorsement of or concurrence with such information, conclusions or recommendations. Read more...

Supplied by © Euroland.com