

Market: Tadawul

Symbol: 7010

ISIN: SA0007879543

Industry: Telecommunication

stc is the leading telecommunication services provider in the country, with strong regional presence which enables stc to deliver a variety of distinguished services to all customers and eventually delivering growth to shareholders.

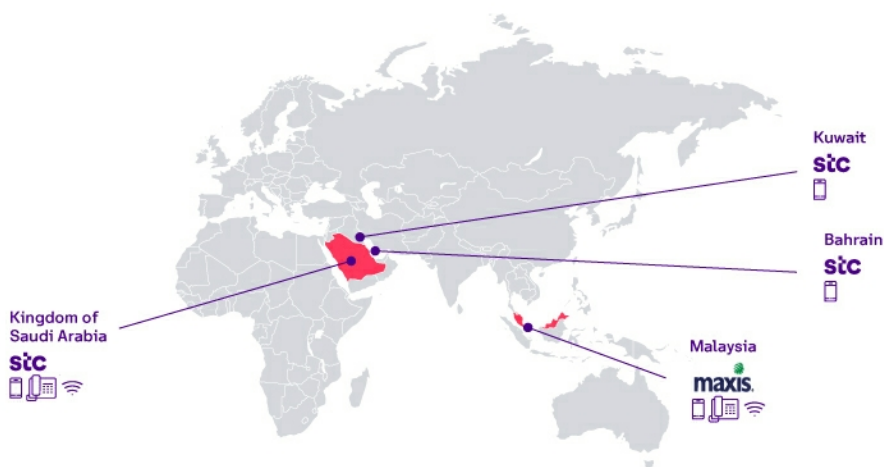
- Consistent history of success and delivering growth in key metrics
- Strong market position in KSA and an expanding presence in key regional growth markets in which stc can leverage its expertise in the sector
- Operating in growth markets – domestic and regional trends driving adoption of mobile, broadband services and cloud computing
- Innovative solution delivery for customers across fixed, mobile, data products and business sector services
- Strategic approach to costs – stc is leveraging its investment in NGN networks and international markets to create synergies that will reduce future OPEX
- Strong balance sheet and healthy cash flow - well placed to gain access to substantial levels of debt to fund future investments if needed

“We are a world-class digital leader providing innovative services and platforms to our customers in the MENA region” stc Vision



<b>7010</b>			<b>21/09/2023</b>
Currency	SAR	Volume	3,423,606
Previous Close	38.00	Number of Shares (mln)	5,000
Change (%)	-0.39	Market Cap (mln)	190,000

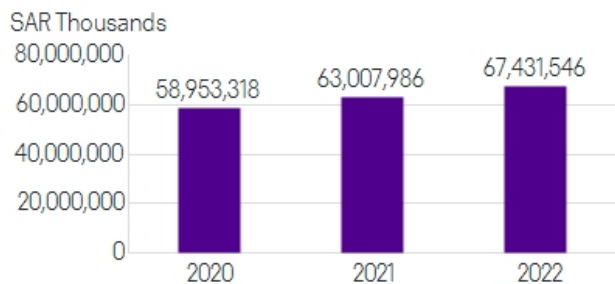
### stc – Global Footprint



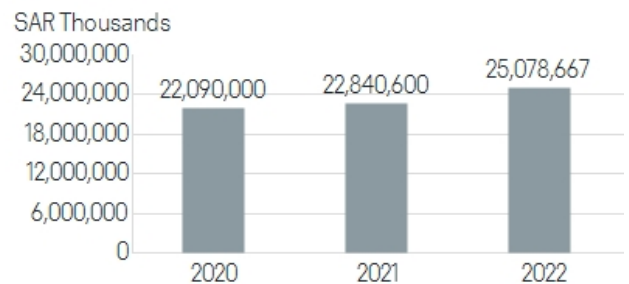
\* stc does not retain effective ownership of these entities and is ring-fenced against any financial exposure

Key Figures (SAR Thousands)	2020	2021	2022
<b>Income Statement</b>			
Revenues	58,953,318	63,007,986	67,431,546
Gross Profit	33,954,395	33,794,029	37,393,255
Net profit before zakat, tax and non controlling interest	12,355,643	12,635,063	13,470,097
Net Profit	10,994,875	11,311,342	12,170,537
<b>Balance Sheet</b>			
Total Assets	121,972,100	127,779,417	137,219,986
Total Liabilities	56,705,085	56,393,438	61,194,394
Total Equity	65,267,015	71,385,979	76,025,592
<b>Cash Flow</b>			
Net cash from Operating activities	28,324,705	11,220,155	26,354,390
Net cash from Investing activities	(17,429,177)	(1,714,583)	(8,578,939)
Net cash from Financing activities	(9,919,218)	(10,235,177)	(8,255,503)
<b>Key Indicators</b>			
Basic and diluted Earnings per Share (Saudi Riyals)	5.50	5.66	2.44
Dividend per Share (Saudi Riyals)	5	4	5
Cash Dividends	7,995,050	9,954,612	7,984,024

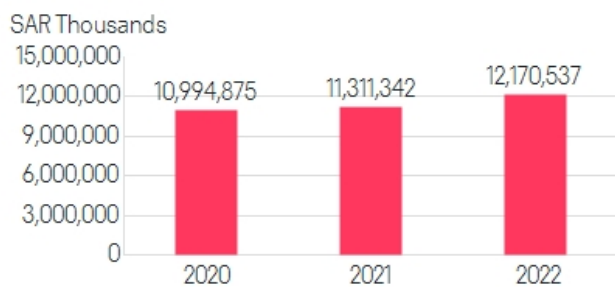
**Revenues**



**EBITDA**



**Net Profit**



**Shareholder's structure**

- 64% Public Investment Fund
- 36% Public Float



stc HQ  
 Building 17, Prince Moqran Ibn Abdulaziz, Al Mursalat, Riyadh 12464,  
 Saudi Arabia  
 +966 11 455 5555  
 E-mail: [iru@stc.com.sa](mailto:iru@stc.com.sa)  
[www.stc.com.sa](http://www.stc.com.sa)



Supplied by © [Euroland.com](http://Euroland.com)