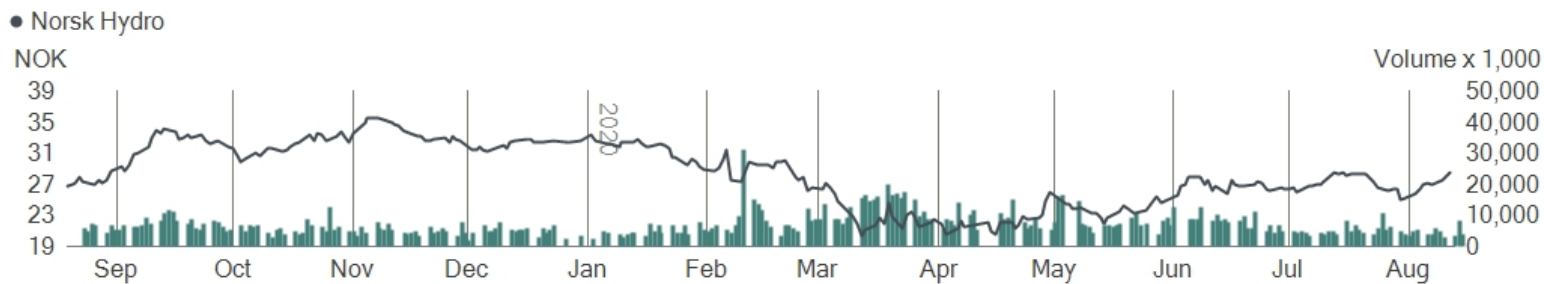


Hydro is a fully integrated aluminium company, with operations in 40 countries all over the world. By combining local expertise, worldwide reach and unmatched capabilities in R&D, our 35,000 employees create innovative aluminium solutions throughout the value chain.

Headquartered in Norway, Hydro is rooted in more than a century of expertise in hydropower, development of technology and product innovation. We are present within all market segments for aluminium, from production of the primary metal to recycling and repurposing it. Our sales and trading activities throughout the value chain serve more than 30,000 customers.

From extracting the bauxite and refining the alumina to producing primary metal and offering specialized products to a wide range of industries, our commitment remains the same: To strengthen the viability of our customers and communities through innovative and sustainable aluminium solutions.

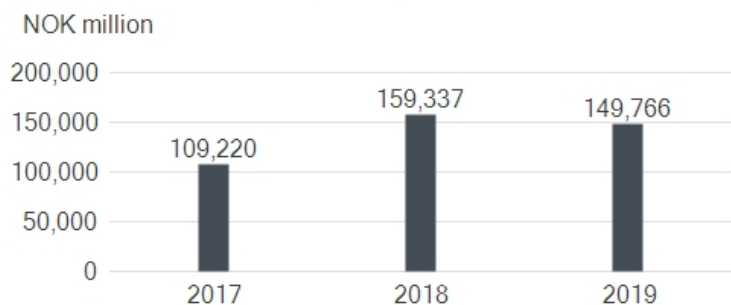
Hydro's mission is to create a more viable society by developing natural resources and products in innovative and efficient ways.



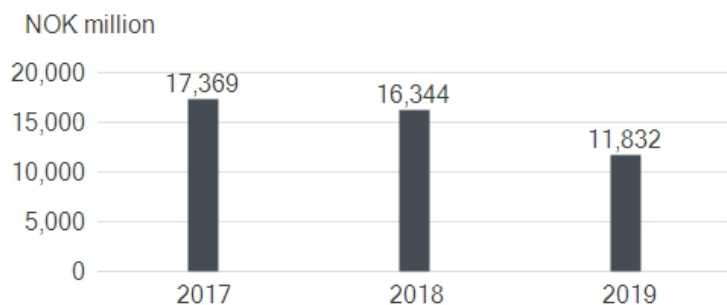
| NHY | 12/08/2020 |
|------------------------|------------|
| Previous Close | 28.61 |
| Change (%) | 1.10 |
| Volume | 4,317,678 |
| Number of Shares (mln) | 2,069 |
| Market Cap (mln) | 59,194.04 |

| Key figures (NOK million) | 2017 | 2018 | 2019 |
|----------------------------------------------------------------|---------|---------|---------|
| Revenues | 109,220 | 159,337 | 149,766 |
| <i>Underlying EBIT</i> | | | |
| Bauxite & Alumina | 3,704 | 2,282 | 974 |
| Primary Metal | 5,061 | 1,762 | (1,259) |
| Metal Markets | 544 | 686 | 983 |
| Rolled Products | 380 | 413 | 413 |
| Extruded Solutions | 284 | 2,390 | 2,009 |
| Energy | 1,531 | 1,846 | 1,243 |
| Other and eliminations | (289) | (310) | (1,003) |
| Total | 11,215 | 9,069 | 3,359 |
| Net income | 9,184 | 4,323 | (2,370) |
| Underlying return on average capital employed (RoACE), percent | 9.6 | 6.6 | 1.3 |
| Investments | 28,848 | 7,614 | 10,907 |
| Total assets | 163,273 | 164,928 | 164,401 |
| Share price year-end (NOK) | 62.35 | 39.21 | 32.64 |
| Dividend per share (NOK) | 1.75 | 1.25 | 1.25 |
| Number of employees, year-end | 34,625 | 36,236 | 36,310 |
| Recordable injuries, per million hours worked | 2.9 | 3.4 | 3.0 |
| Greenhouse gas emissions, million tonnes CO ₂ e | 11.19 | 9.27 | 9.68 |

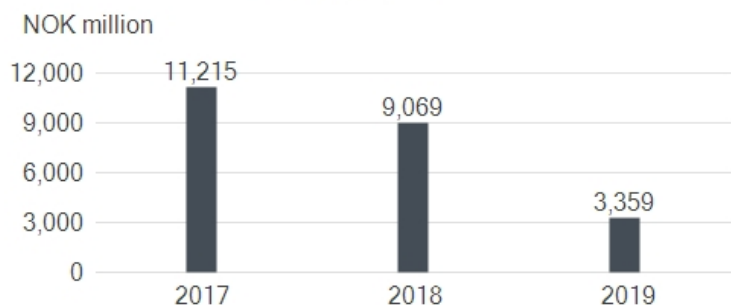
Revenues



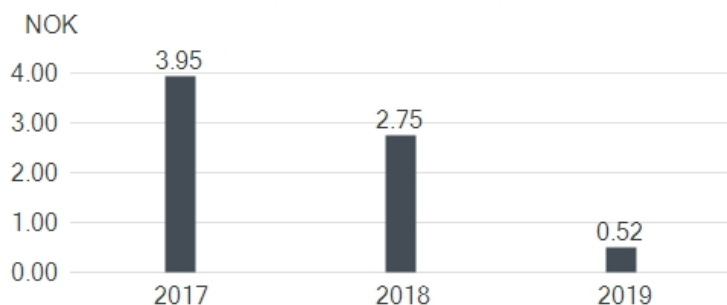
Underlying EBITDA



Underlying EBIT



Underlying earnings per share



Total revenue by Segment 2019



- 11.1 % Bauxite & Alumina
- 17.1 % Primary Metal
- 24.6 % Metal Markets
- 12.8 % Rolled Products
- 30.4 % Extruded Solutions
- 4.0 % Energy

Underlying EBITDA by Segment 2019*



- 3337 Bauxite & Alumina
- 1155 Primary Metal
- 1110 Metal Markets
- 1448 Rolled Products
- 4132 Extruded Solutions
- 1509 Energy

*excludes MNOK -859 in other & eliminations

Company Information:

Norsk Hydro ASA
 Drammensveien 264 NO-0283 Oslo
 Norsk Hydro ASA Postboks 980 Skøyen NO-0240
 Oslo Norway
 +47 22 53 81 00
 Website: www.www.hydro.com

IR Contact Details:

Line Haugetraa, Head of Investor Relations
 +47 41 40 63 76
 Email: line.haugetraa@hydro.com



Supplied by © Euroland.com