

About Modon:

Based in Abu Dhabi with an international vision, Modon has a diversified portfolio that shapes the future of smart living. We create iconic designs and experiences for living, leisure and business that continually surpass expectations. Through accelerated strategic investment and innovation on an unrivalled scale, we provide unparalleled opportunities to advance societies. Our goal is to deliver long-term, sustainable value wherever we go, laying the foundations for a new era of intelligent, connected living.

**Share Data** 15/01/2025

Currency	AED	Volume	9,227,166
Previous Close	3.38	Number of Shares (mln)	16,347.08
Change (%)	-1.17	Market Cap (mln)	55,253.13

Financial Highlights 2021 2022 2023**Key Figures (AED'000)**

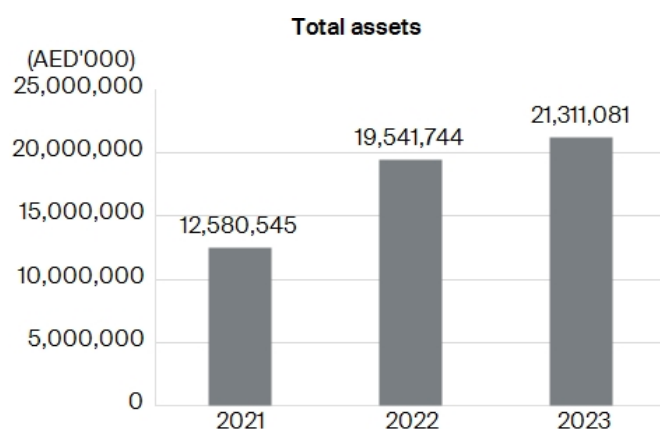
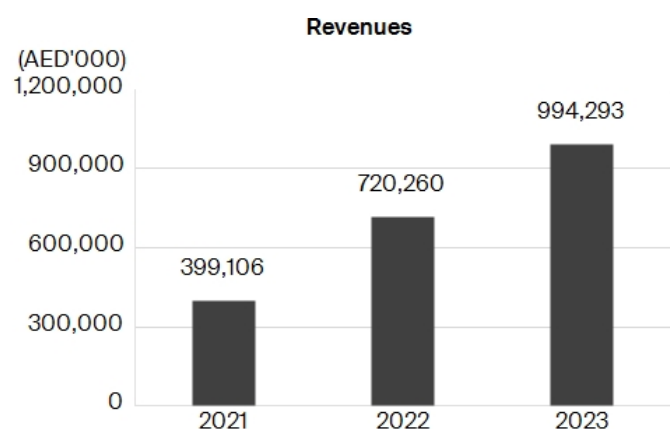
Revenues	399,106	720,260	994,293
Profit for the year from continuing operations	202,091	836,780	649,404
Total assets	12,580,545	19,541,744	21,311,081
Total equity	7,644,986	14,247,853	14,918,660
Total liabilities	4,935,559	5,293,891	6,392,421
Net cash flows generated from (used in) operating activities	-362,483	711,484	82,062
Net cash flows (used in) generated from investing activities	213,242	-557,851	-323,918
Net cash flows (used in) generated from financing activities	1,796,328	-791,928	18,102
Earnings per share for continuing operations (AED)	0.10	0.14	0.07

Ratios (%)

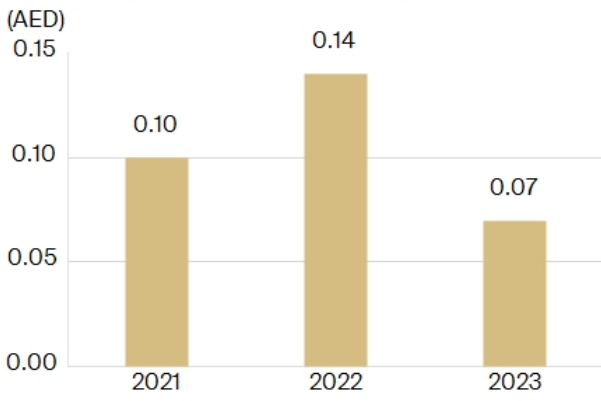
Return on Equity (ROE)	3.01	8.22	3.16
Return on Assets (ROA)	1.31	4.60	2.16

Valuable Multiples (x)

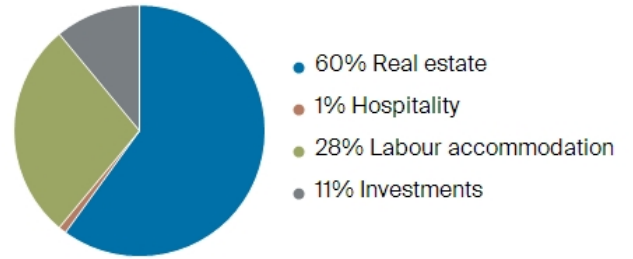
Price-to-Earnings (P/E)	45.20	28.57	44.71
Price-to-Book (P/B)	0.99	1.77	1.44



Earnings per share for continuing operations



Net income by segment 2023



+971 2 6992222
P.O. box: 48111, Abu Dhabi, UAE
ir@modon.com

MÜDON
Supplied by © Euroland.com