

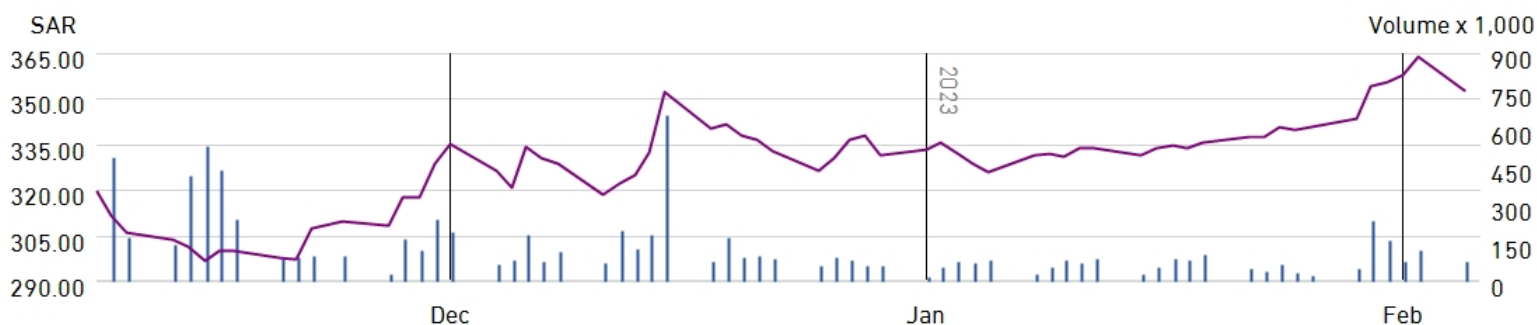
Elm Company offers wide range of ready-made digital solutions specialized in many fields through diverse and flexible business models that suit the desires of customers. The businesses include the following:

1 – Digital Business: Elm provides ready-to-use solutions in the form of technical services, portals, electronic applications and related support work. The aim is to create advanced services that contribute in solving existing problems and filling existing service gaps, by converting traditional procedures into electronic transactions. In addition to integrated technology businesses, entitlement engines and digital platforms, the Group provides integrated technology business solutions to clients in the public and private sectors.

2 – Business Process Outsourcing: Elm seeks to enhance its competitive advantage in the field of operation and service provision in the areas of competence through the management and the total operation of services or partial support in specific areas and their progression towards a digital vision.

3 – Professional Services: Elm provides advisory and professional services in data analysis and artificial intelligence. The Group develops a comprehensive action plan to develop its overall performance and raise the customer satisfaction levels.

● Elm Company



Share Data

05/02/2023

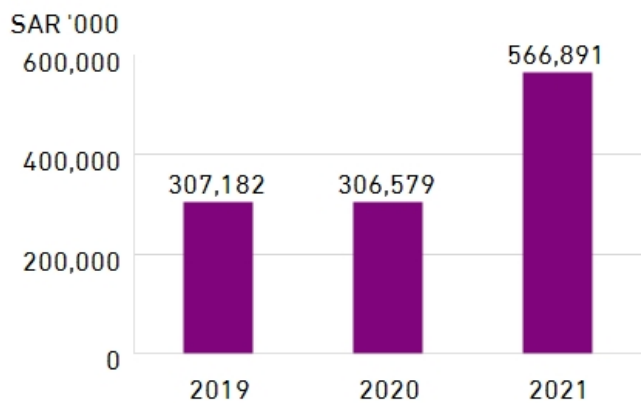
Currency	SAR
Previous Close	353.40
Change (%)	-3.02
Volume	79,766
Number of Shares (mln)	80.00
Market Cap (mln)	28,272.00

Key Figures (SAR '000)	2019	2020	2021
Income Statement			
Revenue	2,102,019	2,466,065	3,827,650
Operating profit	300,507	355,609	614,598
Net profit	307,182	306,579	566,891
Balance Sheet			
Total assets	2,812,076	4,024,861	5,194,291
Total equity	1,509,562	2,233,936	2,809,659
Total liabilities	1,302,514	1,790,926	2,384,632
Cash Flow			
Net cash generated from operating activities	220,399	723,518	598,428
Net cash used in investing activities	(219,337)	283,348	(174,980)
Net cash used in financing activities	(90,696)	(98,375)	(74,547)
Cash and cash equivalents at the end of the year	104,828	1,013,318	1,362,219

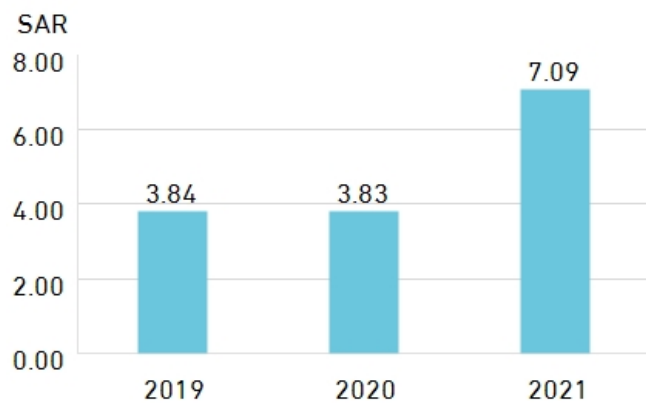
Financial Indicators

Current ratio	2.46	2.37	2.21
Net profit margin (%)	15	12	15
Earnings per share from net profit (SAR)	3.84	3.83	7.09

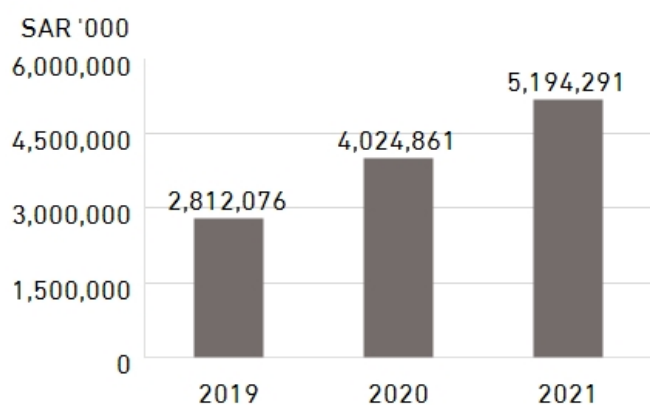
Net Profit



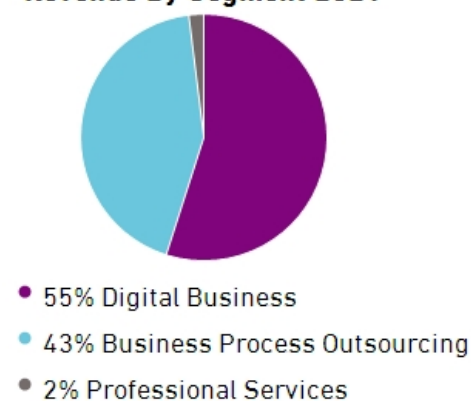
Earnings Per Share From Net Profit



Total Assets



Revenue By Segment 2021



Elm Company

Phone. +966112503962 / +966112503436

Email. IR@Elm.sa



Supplied by © Euroland.com