

DTC was established in 1994 to operate a fleet of taxis and has since expanded to offer an extensive range of integrated mobility solutions across four key business lines: taxis, VIP limousines, buses and last mile delivery bike services. In 2023, DTC listed on the Dubai Financial Market, marking a key milestone for the business. The Company is a leading provider of comprehensive mobility solutions in Dubai, operating a fleet of more than 7,400 vehicles, including more than 5,200 taxis, and over 14,000 driver partners as at the end of 2023. DTC is the number one taxi operator by fleet size in Dubai with an approximately 44% market share as at 31 December 2023. In 2023, the Company's taxis and limousines completed 46 million trips.

● Dubai Taxi Company



Share data

15/01/2025

Currency	AED	Volume	2,335,438
Previous Close	2.83	Number of Shares (mn)	2,500.00
Change (%)	-0.35	Market Cap (mn)	7,075.00

Key Figures (AED Million)	2020	2021	2022	2023
Income statement				
Revenue	887	1,341	1,760	1,954
EBITDA	-16	241	317	491
EBITDA Margin	-1.8%	18.0%	18.0%	25.1%
Net Profit	-145	150	224	345
Net Profit Margin	-16.4%	11.1%	12.7%	17.7%
Financial Position				
Total assets	1,345	1,383	1,800	1,969
Total liabilities	1,004	1,011	1,400	1,661
Total equity and liabilities	1,345	1,383	1,800	1,969
Net Debt	-86	-232	-276	659
Net Working Capital	-222	-251	-398	-381
Cash Flows				
Net cash from operating activities	-61	117	457	-264
Net cash from investing activities	-60	34	-454	-138
Net cash used in financing activities	-4	-4	0	463
Cash and cash equivalents at end of the period	86	232	235	296
Cash Conversion	-106	174	62	167
Cash Conversion Ratio	n.m.*	72.1%	19.7%	34.0%
Free Cash Flows	-105	203	210	148
Free Cash Flows Conversion	n.m.*	84.0%	66.3%	30.2%

n.m.* = Not Material

Key Operational Indicators

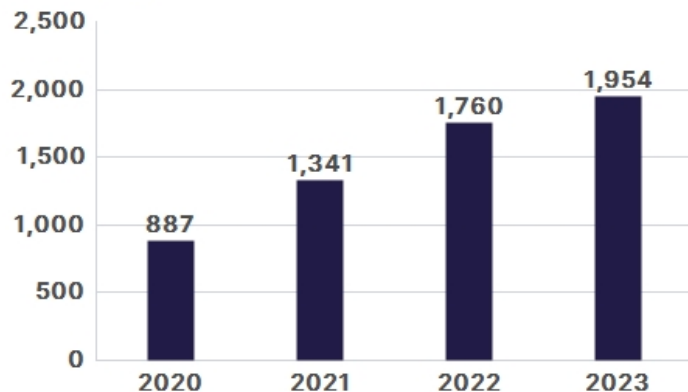
Total Fleet Size*	Taxis	Buses	Limousines	Bikes	Total Taxi Trips**
7,482	5,216	1,127	387	752	46 million

* Across all business lines as of 31 December 2023

** Includes taxis and limousines only

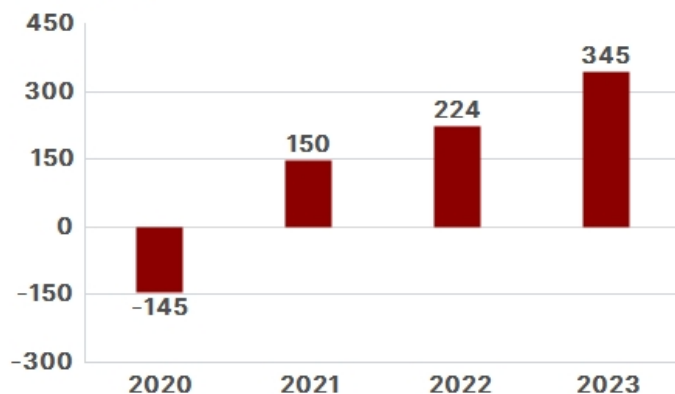
Revenue

AED Million



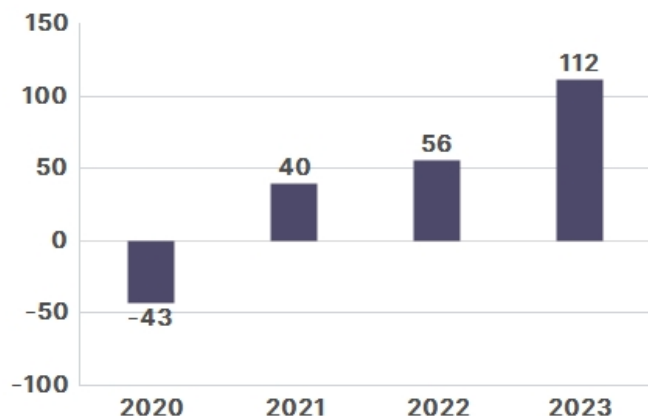
Profit/(loss) for the year

AED Million

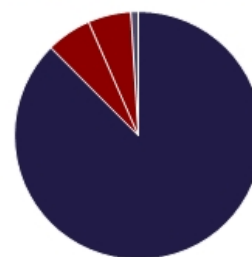


Return on Equity (ROE)

%



Segment revenue (2023)



- 87.6 % Regular taxis
- 5.9 % Limousine service
- 5.5 % Bus service
- 1.0 % Others

Contact Details

Investor Relations Enquiries

Rami Al Banna
Investor Relations Manager
ir@dtc.gov.ae

Media Enquiries

Mohamad Jalal Nassif
Head of Marketing & Communication
Mohamad.Nassif@dtc.gov.ae

Registered Address:

Amman Street
Al Muhaisnah
Dubai, United Arab Emirates
800 88088