

IHC was founded in 1998, as part of an initiative to diversify and grow non-oil business sectors in the UAE.

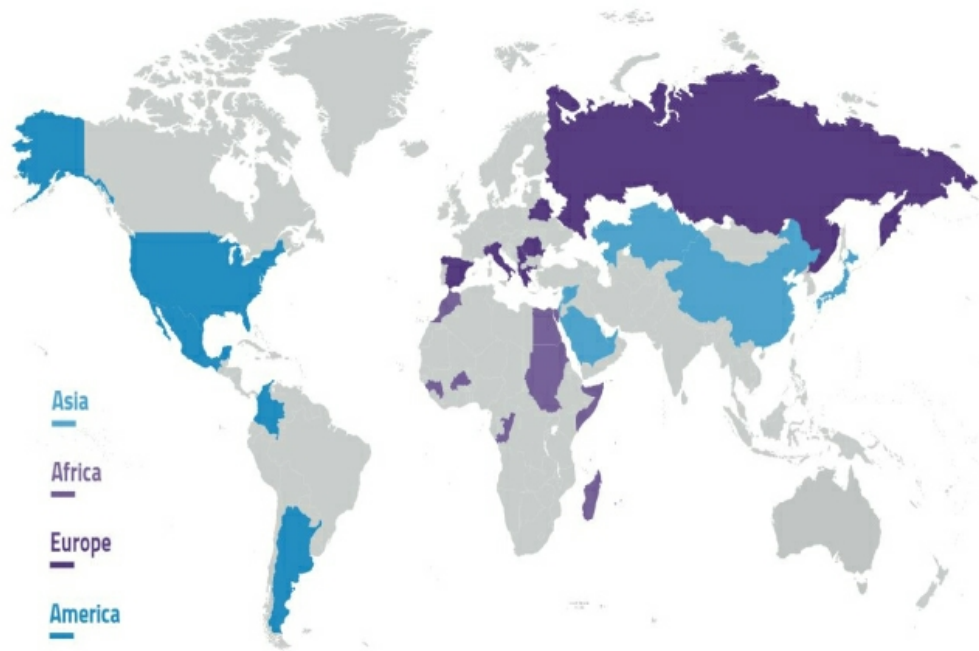
Listed on the Abu Dhabi Stock Exchange (ADX), IHC is now one of the region's foremost investment holding companies with a global presence extending across the Middle East, Europe and the Americas. Recently, IHC entered the Forbes' 2020 list of 'The Middle East's Top 100 Companies'.

IHC has a clear objective of enhancing its portfolio through acquisitions, strategic investments, and business combinations. Comprising more than 100 entities, IHC is continually seeking to expand and diversify its holdings across a growing number of sectors, including Healthcare, Real Estate, Agriculture, Food and Beverage, Utilities, Industries, IT and Communications, Retail and Leisure, and Capital.

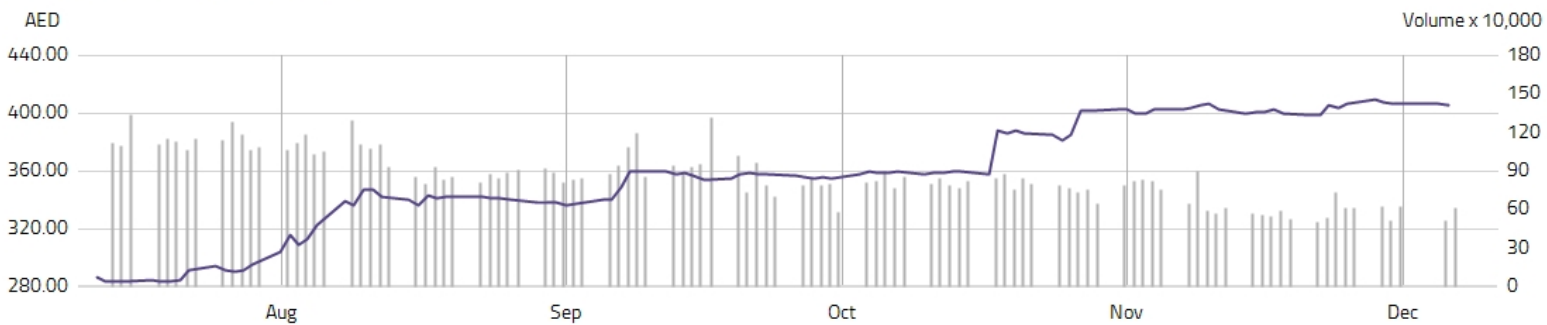
With a core strategy to enhance shareholder value and achieve growth, IHC drives operational synergies and maximizes cost efficiencies across all verticals – it also continues to evaluate exciting investment opportunities through direct ownership and entering partnerships in the UAE and abroad.

As the world changes, and new opportunities arise, IHC remains focused on resilience, innovation and redefining the marketplace for our ourselves, our clients and our partners.

## Our Global Presence



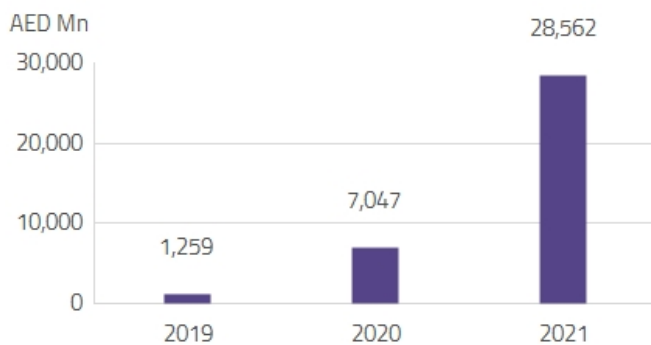
● International Holding Company P.J.S.C.



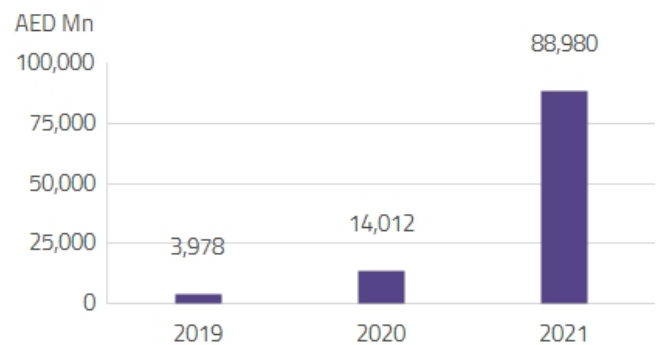
Currency	AED	Volume	618,932
Previous Close	406.50	Number of Shares (mn)	2,193.54
Change (%)	-0.12	Market Cap (mn)	891,673.96

KEY FIGURES (AED Mn)	2019	2020	2021
<b>Income statement</b>			
Revenue	1,259	7,047	28,562
Gross profit	339	2,431	10,167
Profit for the year	506	3,015	11,577
Profit for the year attributable to equity holders of the parent company	506	2,869	7,339
<b>Balance sheet</b>			
Total assets	3,978	14,012	88,980
Total liabilities	1,783	6,190	32,948
Total equity	2,195	7,822	56,032
<b>Cash flow</b>			
Net cash generated from operating activities	322	2,348	12,703
Net cash (used in) generated from investing activities	886	(57)	2,499
Net cash used in financing activities	(14)	(110)	358
Cash and cash equivalents at the end of the year	1,285	3,460	19,015
<b>Key indicators</b>			
Earnings per share (AED)	0.43	1.58	4.03

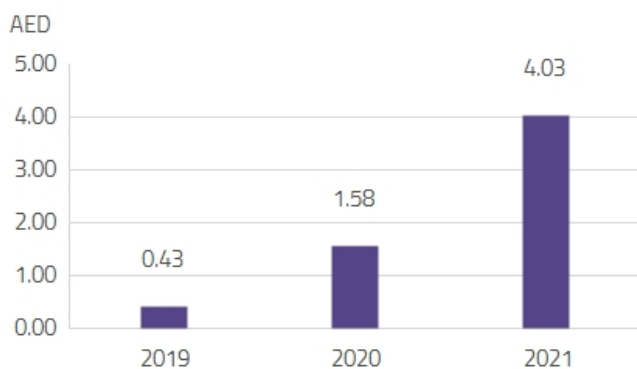
Revenue



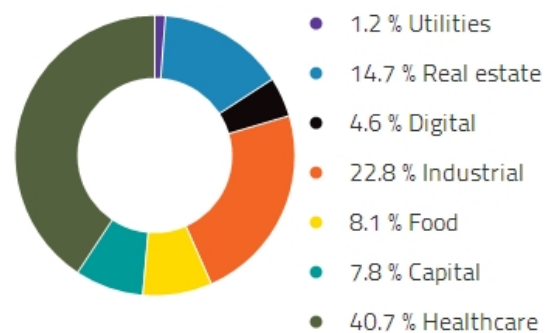
Total assets



Earnings per share



Segment revenue 2021

**Contact Information**

INTERNATIONAL HOLDING COMPANY P.J.S.C

P.O. Box: 32619

Abu Dhabi, United Arab Emirates