

Q Holding, a subsidiary of IHC and listed on ADX's second market since 2017, is a UAE premier investment company, driving economy through its focus on real estate development, hospitality, and other investments. With a commitment to excellence, diversification, and innovation, Q Holding delivers long-term returns and supports the global ambitions of the UAE, building a foundation for successful, sustainable investment.

Formed to be a prominent driving force in the next phase of global economic development, Q Holding is a powerful business enabler that provides a firm foundation upon which businesses and investors can build their networks, rewriting the future of successful, sustainable investment by focusing on excellence, diversification, and increased stakeholder value through innovation.

By delivering the security of long-term returns and contributing to the economic development of Abu Dhabi, Q Holding will generate sustainable growth for shareholders to support the global ambitions of the UAE.

Q Holding has developed a core ethos of excellent corporate governance, facilitating effective management to deliver long-term success for the parent company & its subsidiaries.

Q Holding Subsidiaries

Q Properties

Q Properties is an integrated part of Q Holding, in which the company aspires to be a leading real estate & high-quality project developer & asset management company based in the Emirate of Abu Dhabi with a portfolio that aims to deliver diverse range of luxury residential, commercial and leisure properties across the region, setting new standards for design and iconic quality lifestyle communities. Q Properties is keen on creativity and continuous innovation in its quality projects in order to provide high-end and distinguished residential and commercial properties that meet the diverse tastes and needs of our clients and become prominent landmarks of the city. We provide unique destinations to form thriving integrated communities with an exceptional lifestyle. Focusing on environment sustainability, Q Properties encourages the implementation of green initiatives through applying environmental solutions that improves our client's life quality and wellbeing and ultimately leads to personal fulfilment. Q Properties strives to create sustainable growth to all its stakeholders and contributes to the economic development through facilitating investment strategies and partnerships to support its future plan to become a leading developer in the field of real estate investment

Q Investment

Q Investment is the investment arm of Q Holding with a portfolio of AED 3.7 bn (~ \$ 1 bn), well diversified across multiple asset class within GCC and across the globe

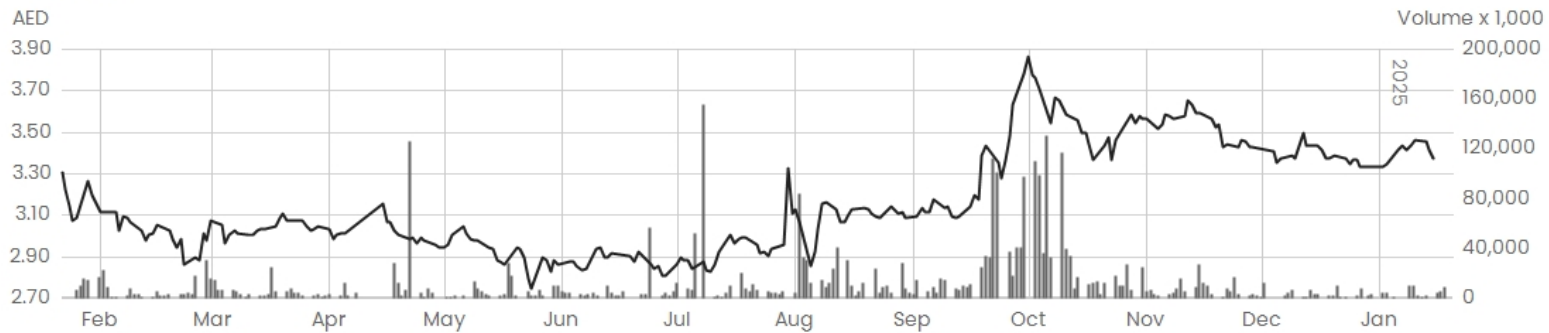
Q Hospitality

Q Hospitality is one of the major master developers & hospitality management company in Abu Dhabi that manages a portfolio of various assets to provide unique investor opportunities. We have a concept design in which we are currently working on expansion/ enhancement plan to turn Al Ain City into tourist destination.

Al Rayan Investment

Al Rayan Investment is a private joint stock company that was established in 2004, and acquired by Q Holding in 2017.

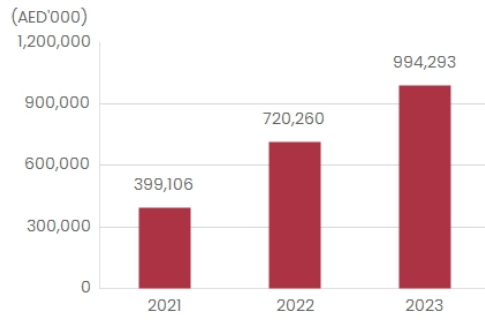
● Q Holding



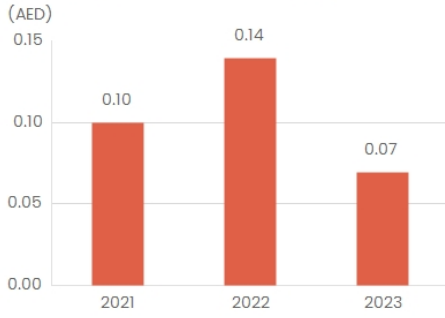
Share Data			15/01/2025
Currency	AED	Volume	9,227,166
Previous Close	3.38	Number of Shares (mln)	16,347.08
Change (%)	-1.17	Market Cap (mln)	55,253.13

Financial Highlights	2021	2022	2023
Key Figures (AED'000)			
Revenues	399,106	720,260	994,293
Profit for the year from continuing operations	202,091	836,780	649,404
Total assets	12,580,545	19,541,744	21,311,081
Total equity	7,644,986	14,247,853	14,918,660
Total liabilities	4,935,559	5,293,891	6,392,421
Net cash flows generated from (used in) operating activities	-362,483	711,484	82,062
Net cash flows (used in) generated from investing activities	213,242	-557,851	-323,918
Net cash flows (used in) generated from financing activities	1,796,328	-791,928	18,102
Earnings per share for continuing operations (AED)	0.10	0.14	0.07
Ratios (%)			
Return on Equity (ROE)	3.01	8.22	3.16
Return on Assets (ROA)	1.31	4.60	2.16
Valuable Multiples (x)			
Price-to-Earnings (P/E)	45.20	28.57	44.71
Price-to-Book (P/B)	0.99	1.77	1.44

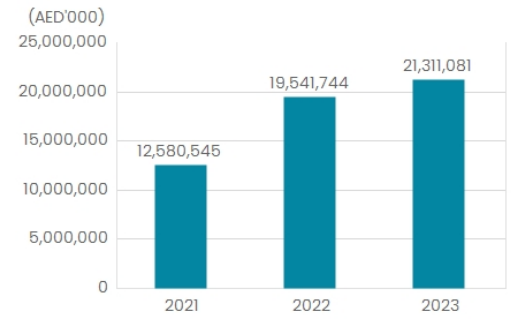
Revenues



Earnings per share for continuing operations



Total assets



Net income by segment 2023

