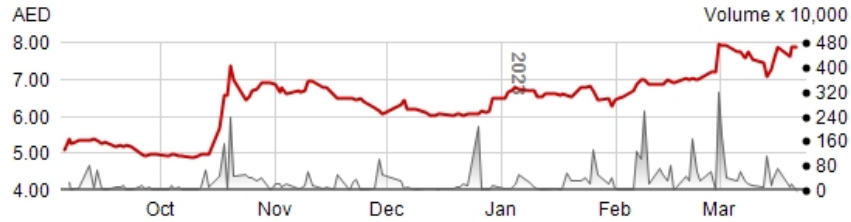


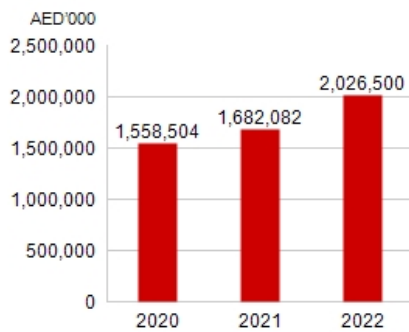
● ADAVIATION



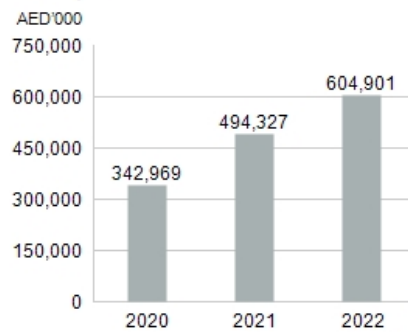
Share Data		2023-03-22	
Currency	AED	Volume	0
Previous Close	7,90	Number of Shares (mil)	444,79
Change (%)	0,00	Market Cap (mil)	3 513,82

Key figures	2020	2021	2022
<i>Consolidated Income Statement (AED'000)</i>			
Revenue	1,558,504	1,682,082	2,026,500
Operating costs	-1,215,535	-1,187,755	-1,421,599
Gross profit	342,969	494,327	604,901
Profit for the period	154,686	306,833	412,590
<i>Consolidated Balance Sheet (AED'000)</i>			
Total assets	4,977,148	5,525,386	5,590,979
Total equity	3,487,701	3,739,315	4,079,488
Total liabilities	1,489,447	1,786,071	1,511,491
<i>Consolidated Cash Flow (AED'000)</i>			
Net cash generated from operating activities	294,476	708,612	459,602
Net cash used in investing activities	-158,583	-455,587	-338,573
Net cash generated from/(used in) financing activities	-120,528	-127,724	-212,865
Cash and cash equivalents at end of period	310,714	436,015	344,179
<i>Key indicators</i>			
Basic and diluted earnings per share (AED)	0.40	0.56	0.77
Dividend per share (AED)	0.10	0.15	-
Net debt to equity ratio (%)	5.0	2.0	0.1

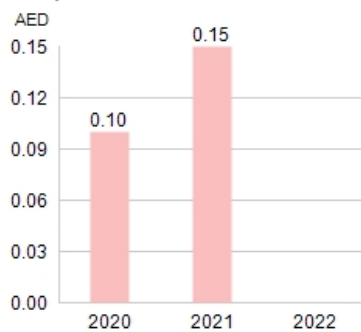
Revenue



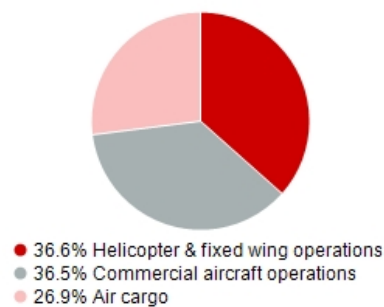
Gross profit



Dividend per share



Revenue by segment 2022



Contact Information

Abu Dhabi Aviation
 Abu Dhabi International Airport
 Abu Dhabi
 United Arab Emirates
 Tel: +971-2-5758000
 Email: adava@abudhabiaviation.com
www.abudhabiaviation.com

