

## Sanoma in brief

Sanoma is an innovative and agile learning and media company impacting the lives of millions every day. Our Sustainability Strategy is designed to maximise our positive 'brainprint' on society and to minimise our environmental footprint. We are committed to the UN Sustainable Development Goals and signatory to the UN Global Compact.

Our learning products and services enable teachers to develop the talents of every child to reach their full potential. We offer printed and digital learning content as well as digital learning and teaching platforms for primary, secondary and vocational education, and want to grow our business.

Our Finnish media provide independent journalism and engaging entertainment also for generations to come. Our unique cross-media position offers the widest reach and tailored marketing solutions for our business partners.

Today, we operate in twelve European countries and employ more than 5,000 professionals. In 2023, our net sales amounted to approx. 1.4bn€ and our operational EBIT margin excl. PPA was 12.6%. Sanoma shares are listed on Nasdaq Helsinki. More information is available at [www.sanoma.com](http://www.sanoma.com).



## News

- 24/07/2024 Sanoma Corporation, Half-Year Report 1 January–30 June 2024: Strong earnings improvement in both Learning and Media
- 28/06/2024 Sanoma will publish its Half-Year Report 2024 on 24 July
- 19/06/2024 Composition of Sanoma's Shareholders' Nomination Committee
- 08/05/2024 Sanoma Corporation, Interim Report 1 January–31 March 2024: Improved performance in a seasonally small quarter
- 18/04/2024 Sanoma will publish its Q1 2024 Interim Report on 8 May

## Share Data

SANOMA				26/07/2024
Currency	EUR	Volume	14,019	
Previous Close	6.75	Market	Helsinki	
Change (%)	-1.46	Listed	03.05.1999	
Lot size	1	Number of shares	163,565,663	
Lot value	6.80	Symbol	SANOMA	
52 weeks High	7.75	List	Large Cap	
52 weeks Low	5.91	Sector	Consumer Services	
Votes/share	1/share	Market Cap (EUR)	1.10 bn	

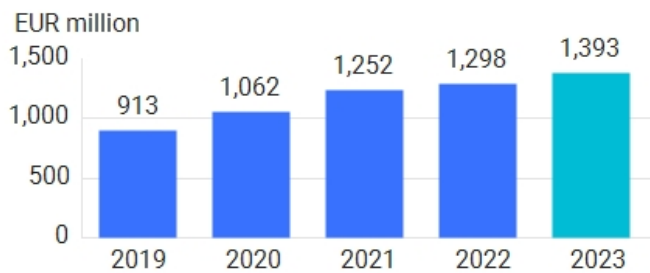
Key figures (EUR million)	2021	2022	2023
Net sales*	1,251.6	1,298.3	1,392.9
Operational EBIT excl. PPA*	197.2	189.3	175.4
% of net sales*	15.8	14.6	12.6
Equity ratio, %	40.6	35.8	42.5
Number of employees at the end of the period (FTE)*	4,822	5,079	5,017
Operational earnings/share, EUR	0.69	0.65	0.39
Earnings/share, EUR	0.61	0.47	-0.03

\*Figure refers to continuing operations only.

## Major Shareholders (30.06.2024)

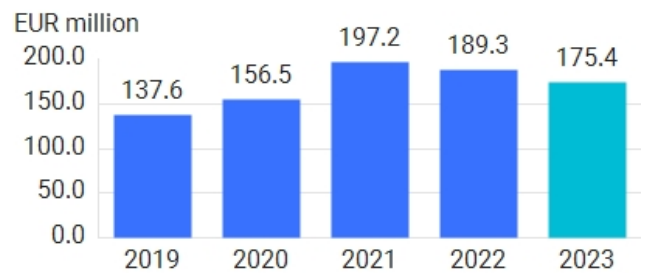
	Holdings	Holdings, %
1 Jane and Aatos Erkko Foundation	39,820,286	24.35
2 Holding Manutas Oy	21,870,000	13.37
3 Langenskiöld Robin	12,273,371	7.50
4 Seppälä Rafaela	7,654,746	4.68
5 Varma Mutual Pension Insurance Company	5,538,352	3.39
6 Helsingin Sanomat Foundation	4,701,570	2.87
7 Ilmarinen Mutual Pension Insurance Company	4,007,300	2.45
8 Noyer Alex	3,213,277	1.96
9 Elo Mutual Pension Insurance Company	2,203,000	1.35
10 Bernardin-Aubouin Lorna	1,852,470	1.13

Net sales



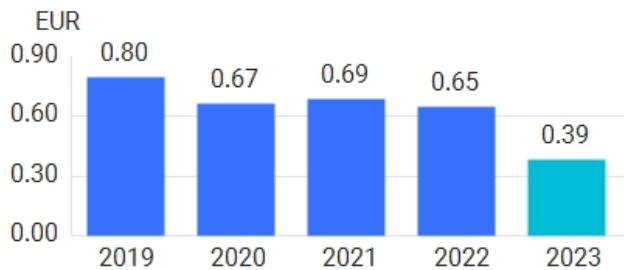
2019 - 2023 figures for continuing operations only

Operational EBIT excl. PPA

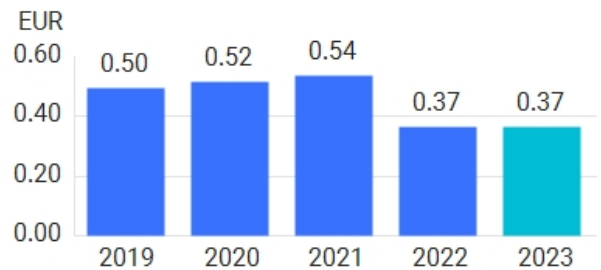


2019 - 2023 figures for continuing operations only

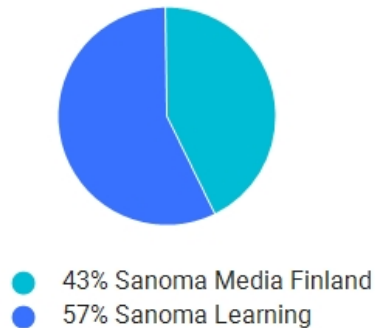
Operational earnings per share



Dividend per share



Net sales by operating segment 2023



## Company Information:

Sanoma Corporation  
Töölönlahdenkatu 2, 00100 Helsinki, Finland  
P.O. Box 20, FI-00089 Sanoma  
+358 105 1999  
Website: [www.sanoma.com](http://www.sanoma.com)

## IR Contact Details:

Kaisa Uurasmaa  
Head of Investor Relations and Sustainability  
+358 40 560 5601  
Email: [kaisa.uurasmaa@sanoma.com](mailto:kaisa.uurasmaa@sanoma.com)



Supplied by © EUROLAND IR®