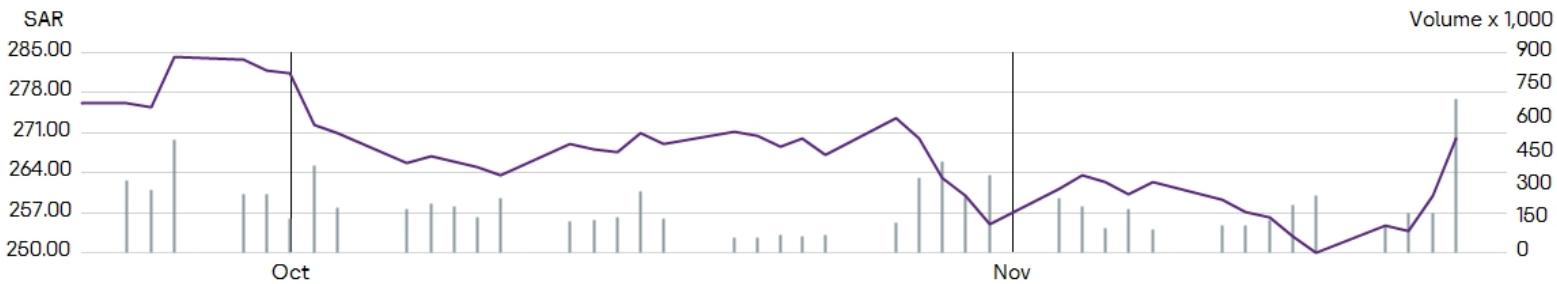


● solutions by stc

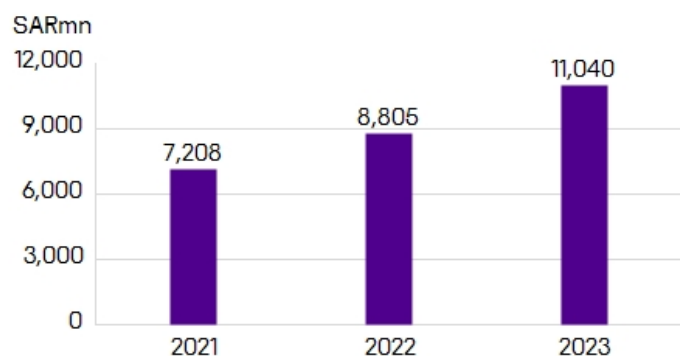


7202		20/11/2024	
Currency	SAR	Volume	697,855
Previous Close	270.00	Number of Shares (mln)	120
Change (%)	3.77	Market Cap (mln)	32,400

solutions by stc provides holistic, end-to-end technological solutions that will help you transform your organization, guided by experts every step of the way. We make your technological infrastructure work for you, so you can focus on the big picture.

Over the years, solutions by stc, has evolved to become the Kingdom's leading provider of Information and Communications Technology services, enabling the public and private sectors to meet the new trends and ongoing demands of the digital age.

Key Figures (SAR Millions)	2021	2022	2023
Income Statement			
Revenues	7,208	8,805	11,040
Gross profit	1,708	2,011	2,598
Net profit before finance cost/income and zakat	901	1,132	1,335
Net profit	833	1,054	1,195
Balance Sheet			
Total assets	7,173	10,325	11,516
Total liabilities	4,902	7,486	8,164
Total equity	2,271	2,840	3,353
Cash Flow			
Net cash generated from / (used in) operating activities	1,379	2,122	1,715
Net cash used in investing activities	(155)	(3,207)	1,036
Net cash used in financing activities	(610)	41	(689)

Revenues**Net profit**

2023 Revenue, net by service category



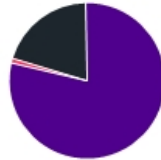
- 54.0 % Core ICT Services
- 30.0 % IT Managed & Operational Services
- 16.0 % Digital Services

2023 Revenue, net by channel



- 65.0 % B2B
- 35.0 % Sell to stc

Major shareholders



- 79.0 % stc
- 1.0 % Treasury shares
- 20.0 % Free floating

Investor Relations Department

Email: IR@solutions.com.sa

Contact: +966115252985

Olaya Street, Al Akaria Plaza, Riyadh KSA

Fax 011 4601110

Post Code 11372

PO Box 50