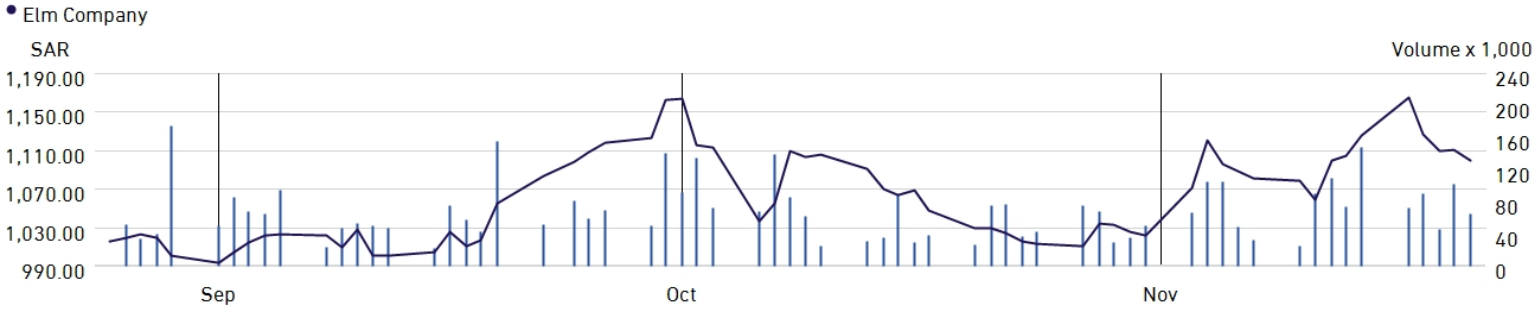
Elm Company
SAR
Volume x 1,000
1,190.00
1,150.00
1,110.00
1,070.00
1,030.00
990.00
240
200
160
120
80
40
0
Sep
Oct
Nov

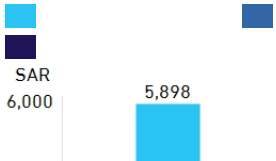
SAR
6,000
5,898


SAR
1,600
1,356
1,200

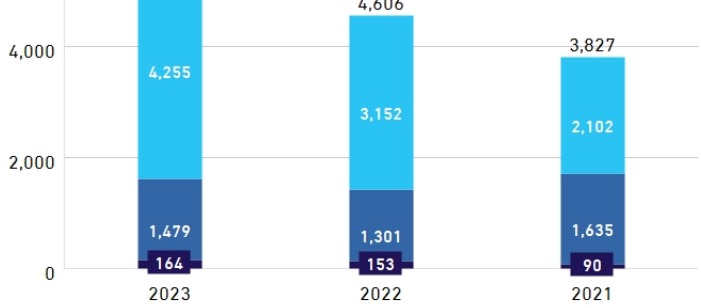
4,000
2,000
0
4,255
1,479
164
4,606
3,152
1,301
153
3,827
2,102
1,635
90
2023
2022
2021

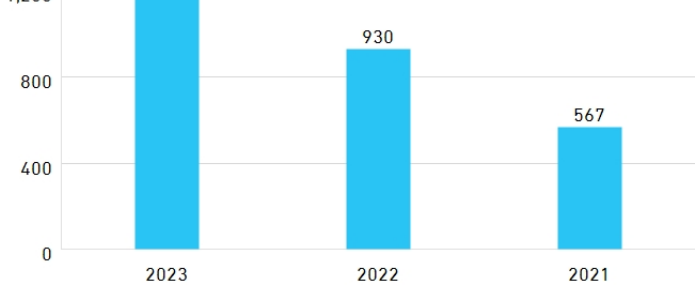
800
400
0
930
567
2023
2022
2021

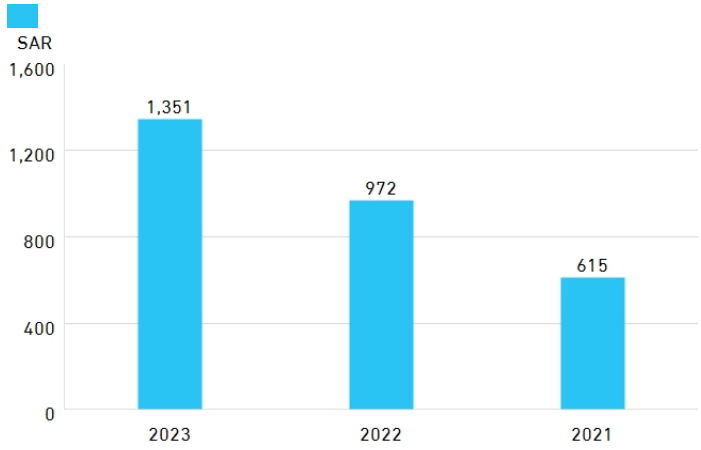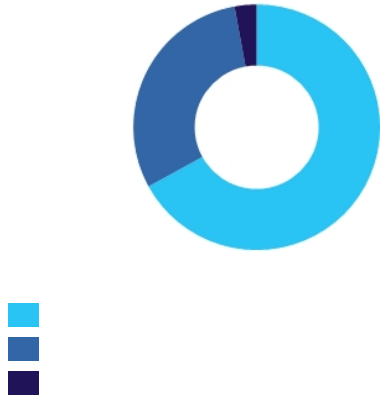
SAR
1,600
1,200
800
400
0
1,351
972
615
2023
2022
2021