

Marsa Maroc is a multi-disciplinary port operator, ranking as the national leader in port operations, with a significant presence in all of Morocco's commercial ports. Driven by the ongoing commitment to quality of service, and backed by its skilled human resources and high- performance equipment, Marsa Maroc is committed to providing services that meet the highest international standards in all the Moroccan ports where it operates.

The company has been listed on Casablanca Stock Exchange since July 2016. Thanks to its new development policy, Marsa Maroc aims to position itself as an efficient and agile regional port operator in the coming years, and thus proactively contribute to the improvement of logistics in Morocco.


Services offered by the Marsa Maroc group

Merchandise services:


- Handling on board ships and at the quay, storage, pointing, weighing, stuffing and unstuffing of containers, etc.
- Related services: logging, stacking, loading and unloading trucks, etc.
- Real-time information services: Marsa Conteneur e-service

Ship services: Pilotage, towing, mooring and refueling, etc.


Marsa Maroc at a glance




Corporate name
Société d'Exploitation des Ports - Marsa Maroc




President of the Executive Board
Tarik EL AROUSSI




Date of establishment
November 3rd 2006




Sector of activity
Operation of port terminals and quays under concession agreements




Legal Status
Public limited company governed by an Executive Board and Supervisory Board




Revenue
MAD 4320 million Dirhams




Share Capital
MAD 733,956,000



Staff
2311 employees

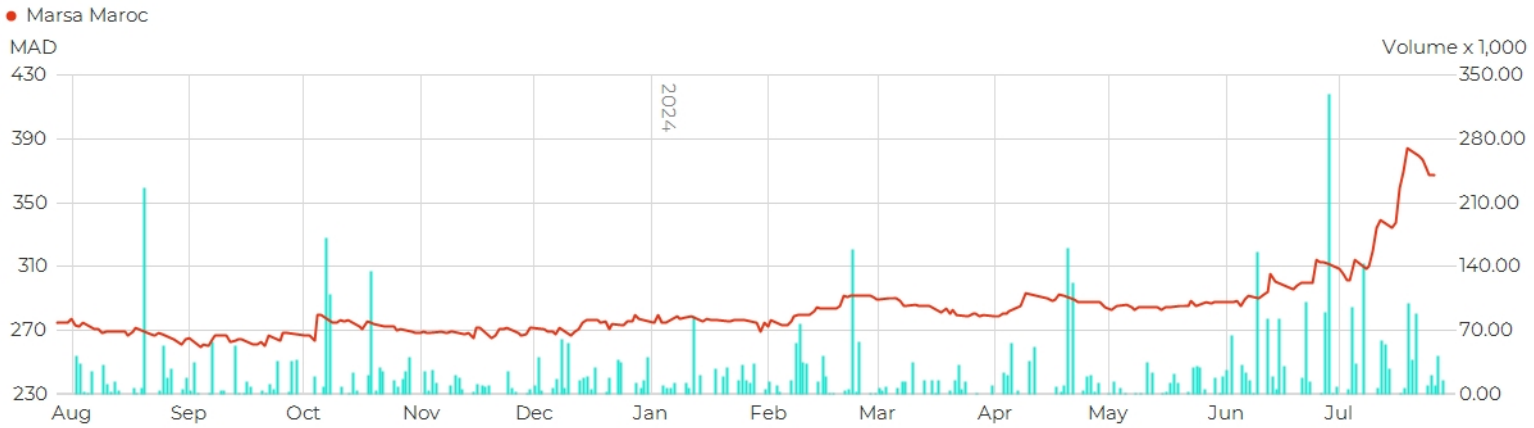
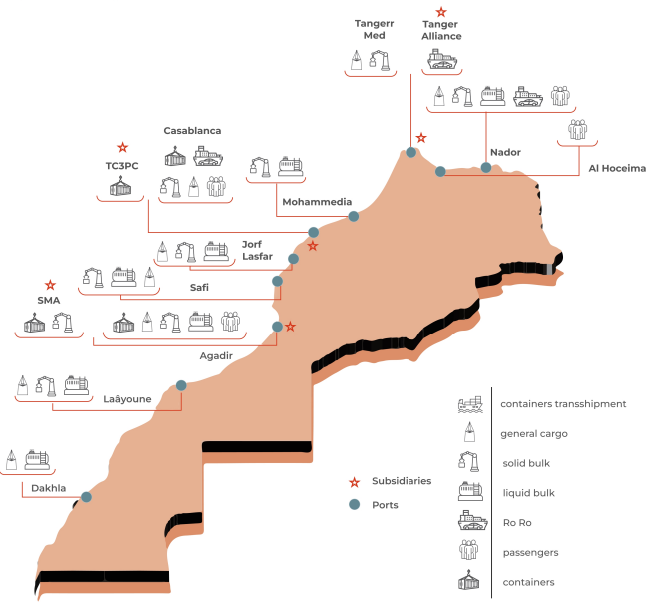


Head office
175, Bd Zerkouni - 20100 Casablanca - Morocco



Global traffic
56.9 million tons

Operated ports



Share data			26/07/2024
Currency	MAD	Volume	16,796
Previous Close	368.00	Number of Shares (mln)	73.40
Change (%)	0.00	Market Cap (mln)	27,009.58

Income Statement

Revenue	3,591,981	3,949,069	4,320,173
EBITDA	1,631,961	1,884,065	2,084,379
Operating income	1,129,369	1,363,416	1,554,657
Profit before tax	1,021,973	1,247,804	1,327,515
Net income for the financial year	735,670	944,282	1,004,988
Net income, group share	666,363	816,793	852,234

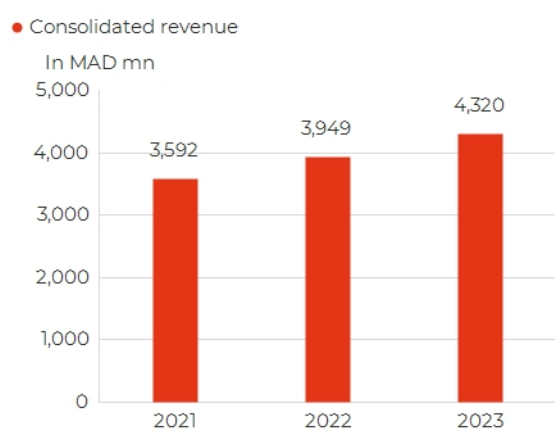
Balance Sheet

Total assets	7,809,177	8,059,852	7,890,780
Total liabilities	7,809,177	8,059,852	7,890,780
Total equity	2,301,505	2,685,460	2,983,274

Cash Flow

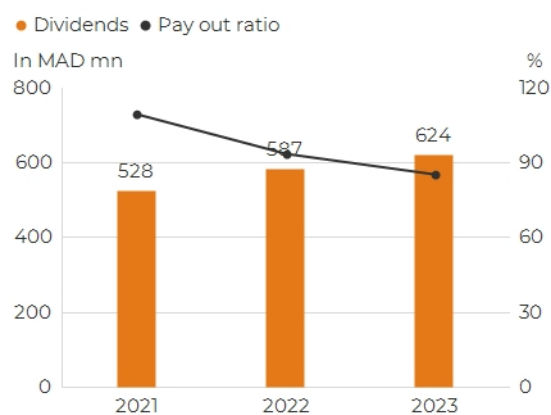
Cash flows provided by (used in) operating activities	195,761	968,446	588,064
Cash flows provided by (used in) investing activities	-478,608	-287,451	-270,299
Cash flows provided by (used in) financing activities	1,013,725	-271,429	-333,862

Consolidated revenue



Dividends

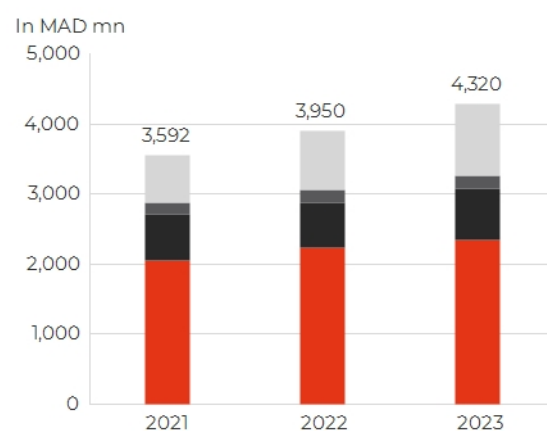
○ Dividends ● Pay out ratio



*Subject to approval by shareholders at the Annual Meeting.

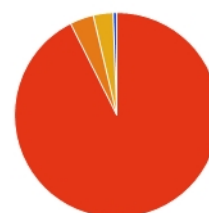
Revenue by companies

● Marsa Maroc SA ● TC3PC ● SMA ● Tanger Alliance



Investments per companies 2023

- Mad 483 million Marsa Maroc SA
- Mad 16 million TC3PC
- Mad 3 million SMA
- Mad 20 million Tanger Alliance



Contact Us

call: +212 5 22 77 67 94

fax: +212 5 22 99 96 52

investisseurs@marsamaroc.co.ma