

Market: Helsinki

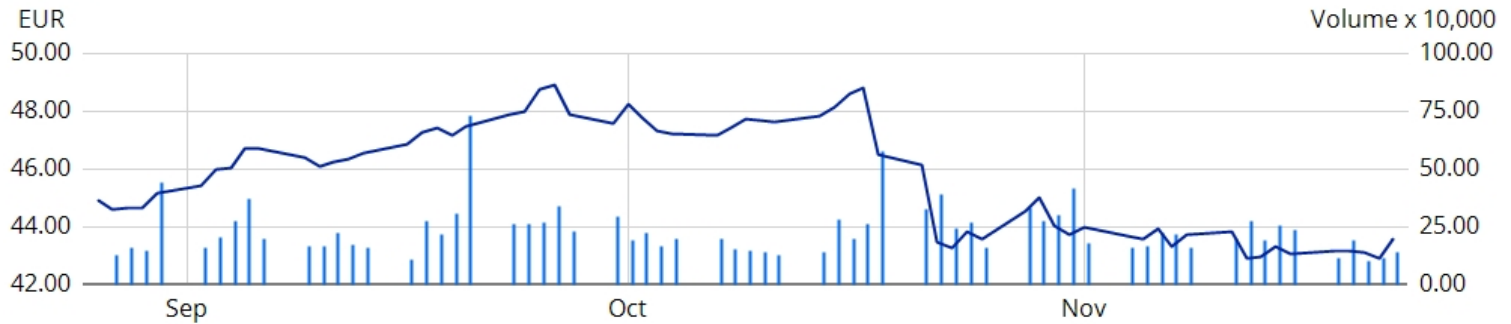
Symbol: ELISA

ISIN: FI0009007884

Industry: Telecommunications

Elisa's mission is a sustainable future through digitalisation. We are a pioneer in telecommunications and digital services, and in 5G. We provide sustainable solutions for over 2.8 million consumer, corporate and public administration customers in our core markets of Finland and Estonia, as well as in over 100 countries internationally. In Finland, Elisa is a market leader in telecommunications, and our international cooperation partners include e.g. Vodafone and Tele2. Elisa is listed on the Nasdaq Helsinki. In 2023, our revenue was EUR 2.2 billion and we employed 5,700 people in more than 20 countries. Elisa is a carbon-neutral company. [elisa.com](https://www.elisa.com)

● ELISA



| ELISA | | | 22/11/2024 |
|------------------|---------|------------------|-------------|
| Currency | EUR | Volume | 145,854 |
| Previous Close | 43.62 | Market | Helsinki |
| Change (%) | 1.54 | Number of shares | 167,335,073 |
| Market Cap (EUR) | 7.30 bn | List | Large Cap |

| Key Indicators (EUR million) | 2021 | 2022 | 2023 |
|-----------------------------------|-------|-------|-------|
| INCOME STATEMENT | | | |
| Revenue | 1,998 | 2,130 | 2,180 |
| Change of revenue, % | +5.5 | +6.6 | +2.4 |
| EBITDA | 697 | 733 | 756 |
| EBITDA as % of revenue | 34.9 | 34.4 | 34.7 |
| EBIT | 431 | 470 | 482 |
| EBIT as % of revenue | 21.6 | 22.1 | 22.1 |
| Profit before tax | 418 | 456 | 458 |
| Profit before tax as % of revenue | 20.9 | 21.4 | 21.0 |
| Return on equity (ROE), % | 28.8 | 30.4 | 29.4 |
| Return on investment (ROI), % | 16.9 | 18.3 | 18.5 |
| BALANCE SHEET | | | |
| Gearing ratio, % | 101.2 | 101.9 | 100.8 |
| Current ratio | 1.4 | 1.0 | 1.0 |
| Equity ratio, % | 39.9 | 40.6 | 41.6 |
| Non-interest bearing liabilities | 491 | 488 | 552 |
| Interest bearing net debt | 1,219 | 1,276 | 1,304 |
| Balance sheet total | 3,028 | 3,101 | 3,125 |
| INVESTMENTS | | | |

Investments in shares and business combinations

28

25

12

CAPITAL EXPENDITURE*

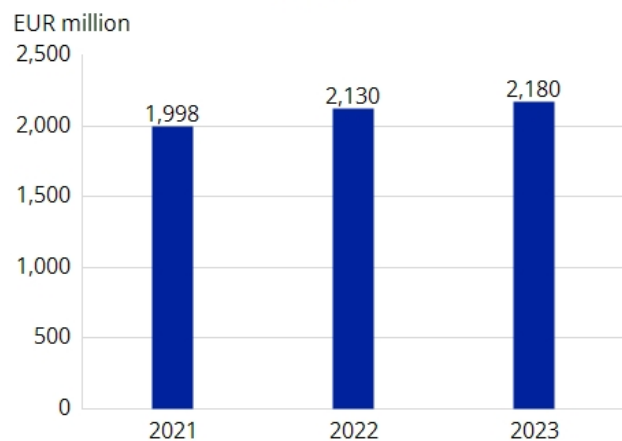
| | | | |
|-------------------------------------|-----|-----|-----|
| Capital expenditure | 247 | 255 | 284 |
| Capital expenditure as % of revenue | 12 | 12 | 13 |

PERSONNEL

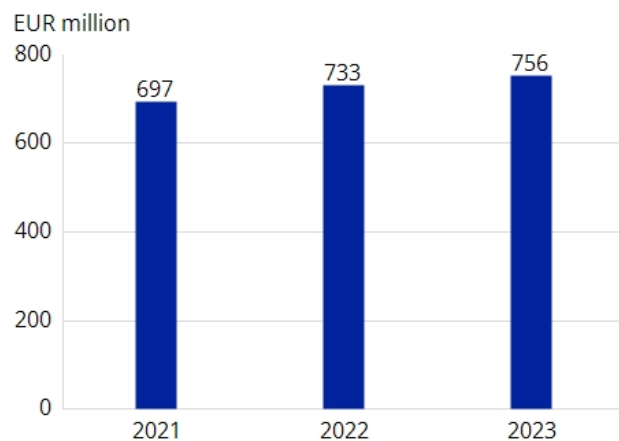
| | | | |
|---|-------|-------|-------|
| Average number of employees during the period | 5,391 | 5,523 | 5,721 |
| Revenue/employee, EUR 1,000 | 371 | 386 | 381 |

* Excluding leases, licenses, shares and business acquisitions

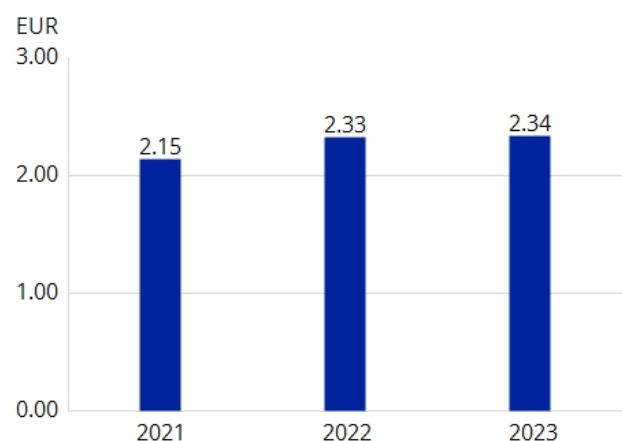
Revenue



EBITDA

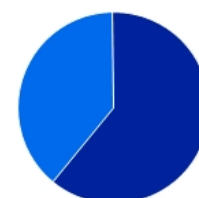


Earnings per share (EPS)



Revenue by segments 2023

- 61.2 % Consumer Customers
- 38.8 % Corporate Customers



Investor Relations

Mr Vesa Sahivirta
 IR Director
 +358 50 520 5555
vesa.sahivirta@elisa.fi

Email: Investor.relations@Elisa.fi

Ms Kati Norppa
 Communications Manager, IR
 +358 50 308 9773
kati.norppa@elisa.fi



Supplied by © EUROLAND.com