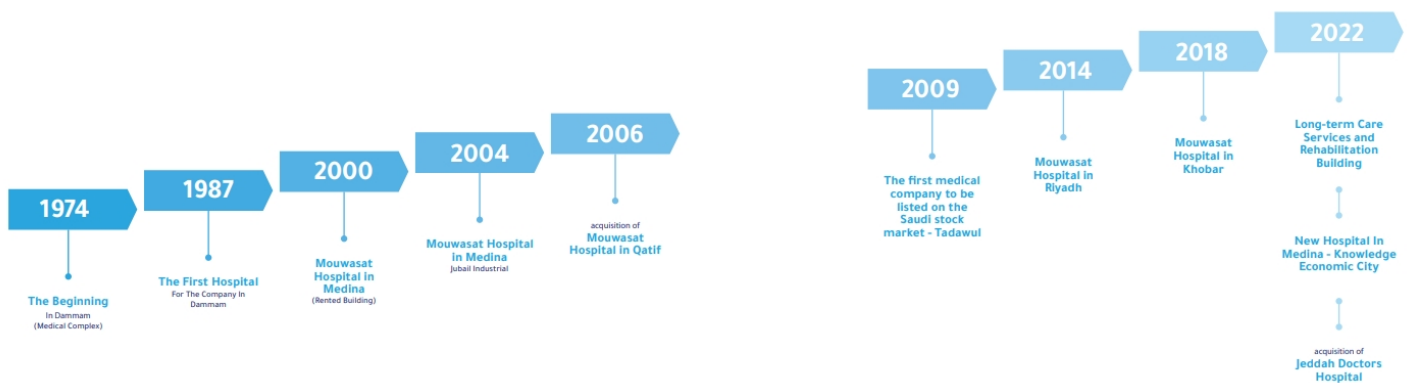


## MOUWASAT MEDICAL SERVICES WAS FOUNDED IN 1975

It started as a sole proprietorship with a capital of 100,000 Saudi riyals owned by Mr. Muhammad Sultan Al-Subaie for the purpose of managing and operating medical facilities by establishing the Al-Mouwasat Clinic in the year 1975 AD, and hence the first comprehensive medical facility was established under the name Al-Mouwasat Hospital in Dammam in the year 1984 AD. Which started working in 1988.

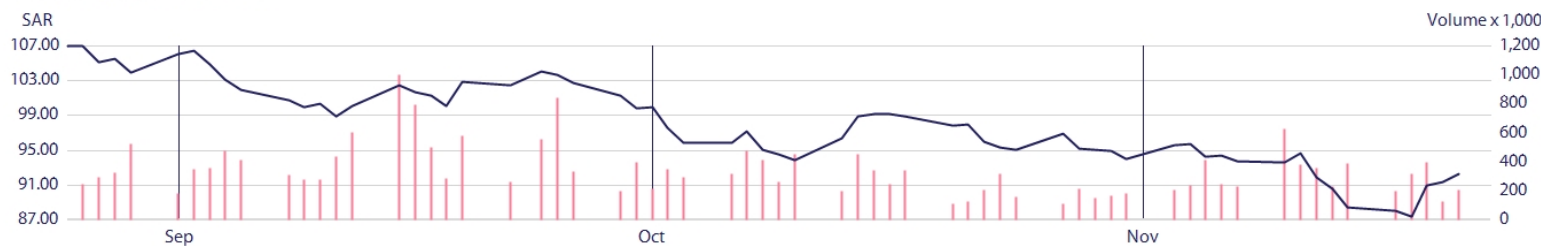
## THE MOUWASAT STORY



The company's main activity is based on providing medical services to patients through a network of hospitals that it owns %100 or has majority stakes in and rented medical facilities, as well as selling medicines through its pharmacies. The following is a summary of this medical network;

Hospitals	Opening Dates	Region	Infrastructures		Ownership
Mouwasat Hospital Dammam	1987	Eastern	200 Beds	80 Clinics	100%
Mouwasat Hospital Jubail Industrial	2004	Eastern	200 Beds	80 Clinics	100%
Mouwasat Hospital Qatif	2006	Eastern	120 Beds	35 Clinics	51%
Mouwasat Hospital Riyadh	2014	Central	200 Beds	100 Clinics	100%
Mouwasat Hospital Khobar	2018	Eastern	260 Beds	100 Clinics	100%
Mouwasat Hospitals Al Madinah Almunawrah	2022	Western	220 Beds	80 Clinics	100%
Mouwasat Hospital Yanbu Industrial City		Western	200 Beds	60 ICUs	100%
Mouwasat Hospital Jeddah		Western	300 Beds	70 ICUs	51%
New Mouwasat Hospital Riyadh Al-Qasadiyah * 40 clinics		Central	120 Beds	35 ICUs	100%

### ● Mouwasat Medical Services Co.



### Share Data

21/11/2024

Currency	SAR	Volume	207,464
Previous Close	92.40	Number of Shares (mln)	200.00
Change (%)	0.98	Market Cap (mln)	18,480.00

**Consolidated Income Statement**

Revenue	1,866	2,014	2,313
Gross profit	996	1,102	1,313
Operating profit	622	673	757
Profit before zakat	632	660	727
Profit for the year	610	633	688
Profit for the year attributable to shareholders of the company	578	599	658

**Consolidated Balance Sheet**

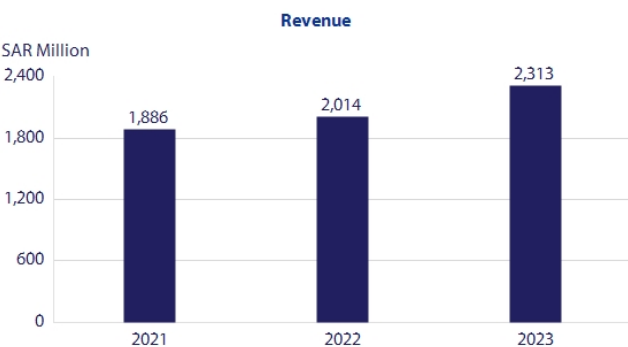
Total assets	4,059	4,662	4,965
Total liabilities	1,357	1,585	1,538
Total equity	2,702	3,076	3,427

**Consolidated Cash Flow**

Net cash from operating activities	683	707	814
Net cash used in investing activities	(446)	(473)	(475)
Net cash outflow from financing activities	(240)	(247)	(434)
Cash and cash equivalents end of the year	157	144	49

**Key Indicators**

Earnings per share (SR)	5.78	3.00	3.29
Gross Profit Margin (%)	53.4	54.7	56.8
Net Debt to Equity Ratio (%)	50.2	51.5	44.9
Current Ratio	2.1	2.1	1.9

**Revenue by segment 2023**

- 85.5% Medical Services
- 14.5% Pharmaceuticals

**Mouwasat Medical Services Co.**

Number: +96613819666 Ext. 8009

Email: shares@mouwasat.com