

## Share data

22/11/2024

<b>Symbol</b>	ARJO B	<b>ISIN</b>	SE0010468116
<b>Market</b>	Stockholm	<b>Industry</b>	Health Care
<b>Currency</b>	SEK	<b>Volume</b>	1,339,931
<b>Previous Close</b>	33.18	<b>Number of Shares</b>	254,152,373
<b>Change (%)</b>	1.04	<b>Market Cap (mln)</b>	8,433

For 65 years, we have had a close cooperation with healthcare providers, giving us an in-depth understanding of their daily challenges. Today, Arjo is a market-leading player in the medical device industry, providing sustainable and outcome-based solutions that improve the quality of care and life for patients with reduced mobility, and improve the work environment for healthcare professionals.

## Key figures (SEK M)

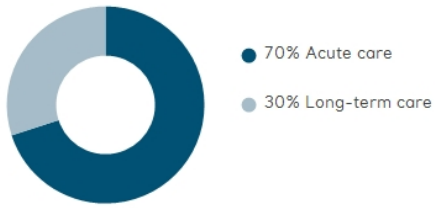
2023

2022

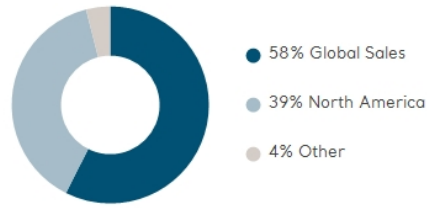
Organic growth in net sales, %	4.7	-0.2
EBITDA growth, %	15.9	-14.0
Cash conversion, %	105.9	49.2
Return on shareholders' equity <sup>1</sup> , %	6.4	6.3
Gross margin, %	43.1	41.9
Selling expenses as a % of net sales	19.7	19.7
Administrative expenses as a % of net sales	13.3	13.3
EBITDA	1,946	1,679
EBITDA, adjusted	2,017	1,752
EBITDA margin, %	17.7	16.8
EBITDA margin, adjusted, %	18.4	17.6
Operating margin, %	8.0	6.9
Earnings per share, SEK	1.76	1.65
Number of shares, thousands	272,370	272,370
Interest-coverage ratio <sup>1</sup> , multiple	3.7	6.8
Operating capital, SEK M	12,500	12,133
Return on operating capital <sup>1</sup> , %	7.7	6.3
Net debt/equity ratio, multiple	0.6	0.7
Net debt/ adjusted EBITDA <sup>1</sup> , multiple	2.3	2.7
Equity/assets ratio, %	49.1	46.5
Equity per share, SEK	27.8	27.3
Number of employees, average	6,679	6,751

<sup>1</sup> Rolling 12 months.

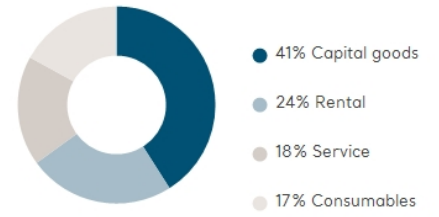
### Sales by customer category



### Sales by segment



### Sales by service type



### Contact us

Arjo AB  
Hans Michelsensgatan 10  
SE-211 20 Malmö  
Sweden

Tel: 010 335 0000  
E-mail: [info@arjo.com](mailto:info@arjo.com)  
[www.arjo.com](http://www.arjo.com)

Supplied by © EUROLAND IR®