

Entra's business concept is to develop, let and manage attractive, centrally located and environmentally friendly office premises as well as exercising active portfolio management through the purchase and sale of properties. Entra's property portfolio is characterized by solid tenants on long lease contracts and a high occupancy ratio. Entra's project development portfolio is a key driver for growth.

Entra's strategy is to deliver profitable growth in the four largest cities in Norway by offering flexible, environmentally friendly office premises close to public transportation hubs. Entra's strategic areas of concentration are Oslo and the surrounding region, Bergen and Trondheim.



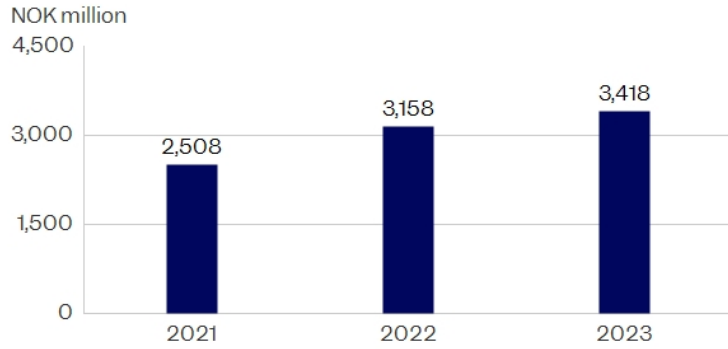
Share data

13/08/2024

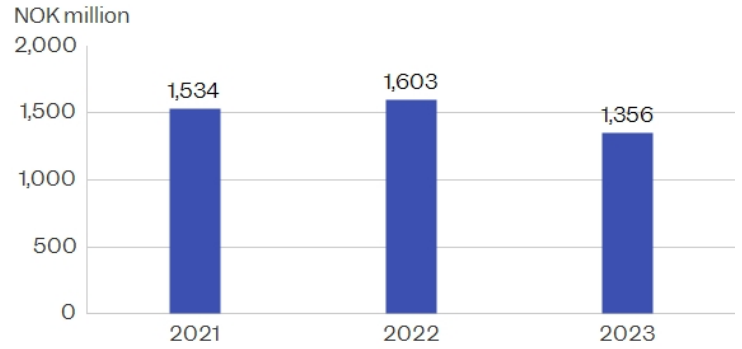
Currency	NOK	Number of Shares (mil)	182.13
Volume	72,710	Change (%)	1.09
Previous Close	130.20	Market Cap (mil)	23,713,593.56

Key Figures (NOK million)	2023	2022	2021
Rental income	3,418	3,158	2,508
Net operating income	3,136	2,895	2,274
Net income from property management	1,356	1,603	1,534
Net value changes	-8,152	-2,046	5,264
Profit/loss before tax	-6,868	-467	6,825
Profit/loss after tax	-5,582	-569	5,373
Market value of the property portfolio	69,520	78,571	67,547
Net nominal interest bearing debt	39,291	40,578	26,594
EPRA LTV %	57.2	52.8	40.6
Effective leverage %	54.0	50.1	38.4
Interest coverage ratio – last 4 quarters	1.84	2.48	3.68
Average outstanding shares	182.1	182.1	182.1
EPRA NRV	167	207	218
EPRA NTA	165	205	216
EPRA Earnings	5.37	6.45	6.07
Cash Earnings	7.37	8.63	8.32
Dividend	0.00	5.10	5.10

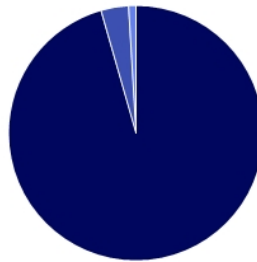
Rental Income



Net income from property management

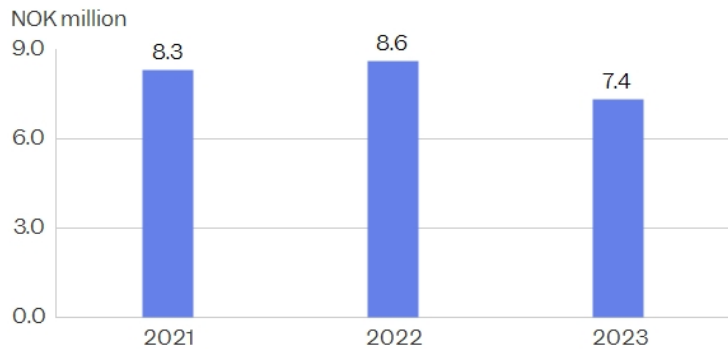


Market value of property portfolio 2023

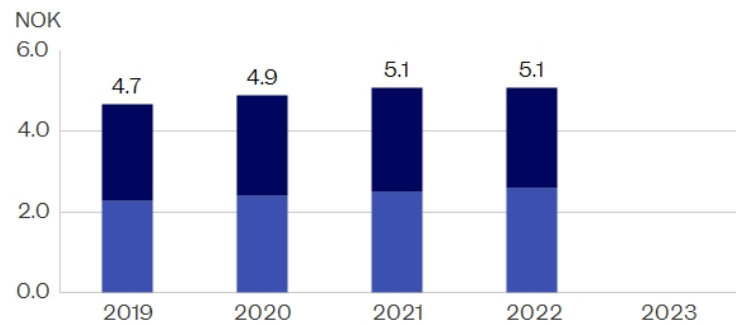


- 95.5% Management portfolio
- 3.5% Property portfolio
- 1.0% Development portfolio

Cash earnings per share



Dividend per share



Entra targets a dividend payout ratio of approximately 60% of Cash Earnings defined as net result from property management less payable tax.