

Hana Financial Group, armed with the Korean financial industry's most extensive overseas network, is growing into one of the world's leading financial groups. Sustaining this progress is the business growth the group has consistently shown since its inception in 1971 under the name of Korea Investment & Finance, followed by its conversion to a commercial bank in 1991 and a financial holding company in 2005.

● Hana Financial Group Inc.



Share Data

30/08/2024

Currency	KRW	Volume	1,604,696
Previous Closing Price	61,900	Number of Shares	292,356,598
Change (%)	-1.75	Market Cap (Bil. KRW)	18,097

Key figures (Wbn)

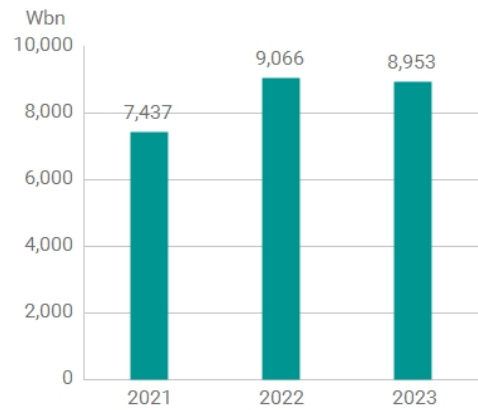
2021

2022

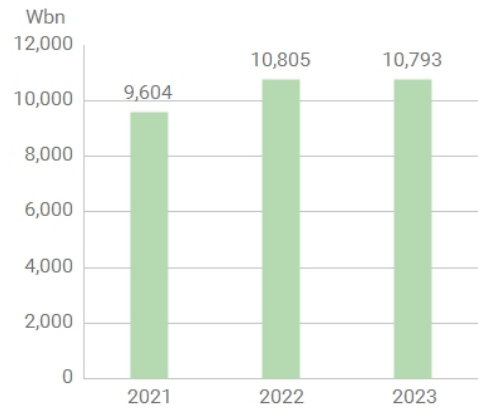
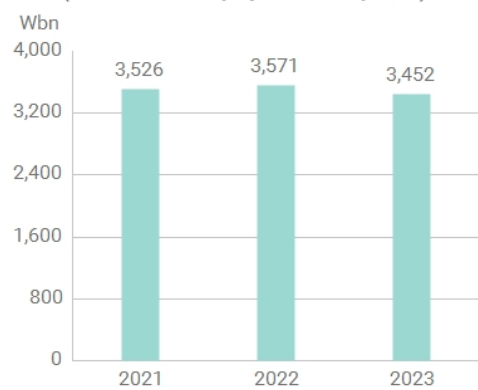
2023

Net interest income	7,437	9,006	8,953
Net fee and commission income	1,742	1,715	1,978
Net financial income	958	627	1,352
Total operating income	10,137	11,272	12,308
Impairment loss on financial assets	(533)	(1,187)	(1,515)
Net operating income	9,604	10,085	10,793
General and administrative expenses	4,050	4,257	4,409
Other operating income / expense	(922)	(1,140)	(1,648)
Operating income	4,631	4,688	4,737
Non-operating income / expense	274	255	(12)
Income tax expense	1,323	(1,304)	(1,226)
Net income	3,582	3,639	3,498
N.I attributable to Equity holders of the parent	3,526	3,571	3,452
N.I attributable to Non-controlling interests	56	69	47
Total Assets	502,445	568,603	592,081
Total Liabilities	466,946	530,975	551,869
Total Equity	35,499	37,628	40,211
Data per share (KRW)			
EPS	11,819	11,865	11,484
BPS	108,354	114,353	124,184
Key ratios (%)			
ROE	10.89	10.08	9.03
ROA	0.74	0.66	0.59
NIM*	1.66	1.83	1.82
CI Ratio	44.0	41.9	40.6

Net interest income



Net operating income

Net income
(Attributable to Equity holders of parent)

* Industry-wide accounting change (IFRS15) applied in KEB Hana Card (No impact on net income)

Shareholder	Common shares	Percentage
National Pension Service	25,031,011	8.56%
BlackRock Fund Advisors ¹	18,317,138	6.27%
Capital Group ²	16,178,771	5.53%
Franklin Resources ³	13,257,916	4.53%
SK Telecom Co.,Ltd.	8,630,949	2.95%
Norges Bank	5,923,301	2.03%
The Government of Singapore	5,561,082	1.90%
Stichting Depository APG Emerging Market	4,275,178	1.46%
Kolon Industries, Inc.	4,239,000	1.45%
Vanguard Total International Stock Index Fund	3,859,377	1.32%
Peoples Bank of China	3,491,541	1.19%
Hana Financial Group Employee Stock Ownership Association	3,477,887	1.19%
AUSTRALIANSUPER	3,089,200	1.06%

¹ Based on major shareholding disclosure (2022.4.11)

² Based on major shareholding disclosure (2023.6.8)

³ Based on major shareholding disclosure (2017.9.7)

List of Stakeholdings above 1%

Sep 30, 2023 (Shares Issued : 292,356,598)

Company contacts

Hana Financial Group
66, Eulji-ro, Jung-gu, Seoul, Korea
(66 Euljiro 2-ga, Jung-gu, Seoul, Korea)

www.hanafn.com
Supplied by © Euroland.com