

Biocon Limited is a global biopharmaceutical company changing patients' lives by finding new and affordable ways to treat diabetes, cancer and autoimmune diseases. Our R&D focuses on prevention, alleviation and treatment and our medicines improve the lives of millions of patients in over 120 countries, by giving them access to life-saving therapies and relief.

From pipeline to production, from drug discovery to drug delivery, we bring differentiated, high-quality and affordable healthcare products to global communities.

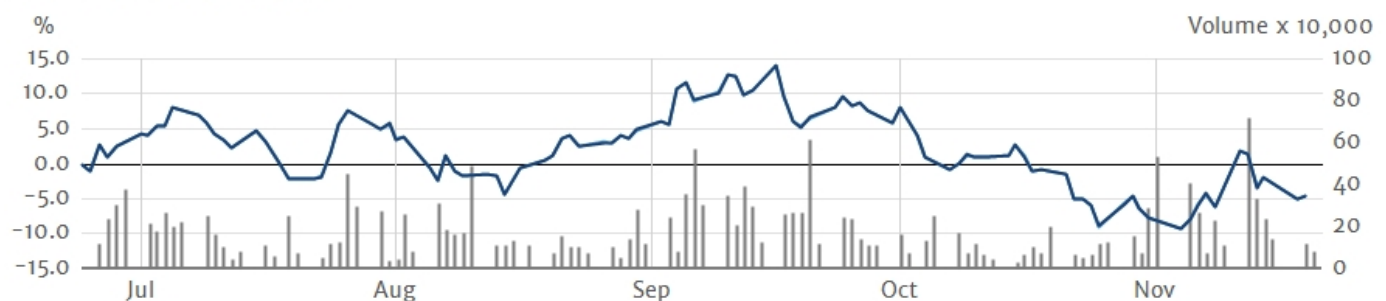
Our 4 global businesses include generics, biosimilars, research services and novel biologics. They represent Biocon's risk-balanced strategy, underpinned by agile network connections, a robust pipeline and a timely 'emerging markets' orientation. We have leveraged India's value advantage of unmatched scientific talent and cost-competitive manufacturing to deliver scale, speed and quality. By making medicines more easily accessible for patients across the globe, we're working towards achieving health equity.

Biocon has built large scale, world class manufacturing infrastructure to support its ambition of making global impact. We have one of India's largest bio-manufacturing facilities for insulins, monoclonal antibodies and devices. Our insulin manufacturing and R&D facility in Malaysia is the largest integrated insulins facility in Asia.

Biocon features on the prestigious U.S.-based Science magazine's annual Top Global Pharma and Biotech Employers list. We were ranked No. 8 in 2022, and have featured consistently on this list since our debut in 2012.

Biocon's passion to impact global health has enabled it to touch millions of patient lives. Our goal is to develop affordable blockbuster drugs with the potential to benefit a billion patients.

● Biocon (BSE) ● Biocon (NSE)

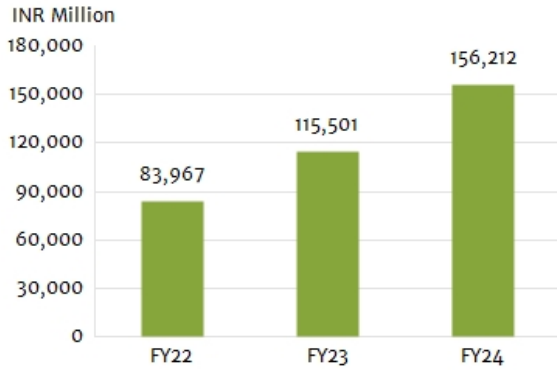


Share data 19/11/2024	Biocon (BSE)	Biocon (NSE)
Currency	INR	INR
Previous Close	327.10	327.05
Change (%)	0.51%	0.52%
Market Cap (Mil)	392,716.26	392,656.23
Number of Shares	1,200,600,000	1,200,600,000

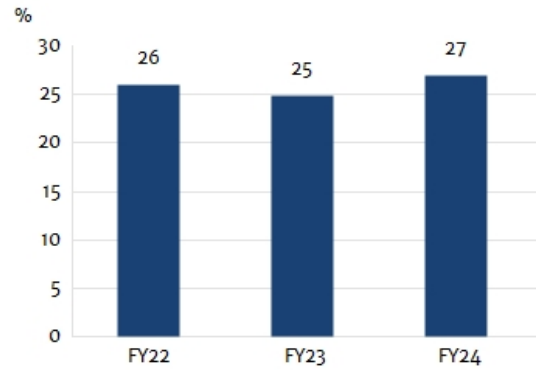
Key Figures (Consolidated, INR Million)	FY22	FY23	FY24
Total income	83,967	115,501	156,212
Total expenses	70,956	101,946	140,002
EBITDA	21,829	28,876	41,642
EBITDA Margin, %	26	25	27
Profit before tax from continuing operations	9,831	8,971	15,252
Profit for the year	7,716	6,430	12,978
Earnings per share (INR)	5.44	3.88	8.55
Net cash flow generated from operating activities	11,766	18,525	29,539
Net cash flow used in investing activities	-16,991	-142,818	-10,045
Net cash flow generated from financing activities	2,421	130,487	-23,327
Cash and cash equivalents at the end of the year	6,537	12,948	9,195
Dividend per Share (INR)	-	1.50	-
Return on Assets*, %	4.0	2.0	2.5
Return on Equity*, %	8.0	4.0	-

* Not comparable with previous year on account of consolidation of Viatrix biosimilar business effective Nov 29, 2022.

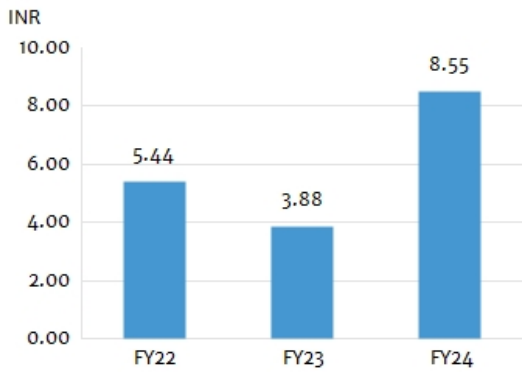
Total income



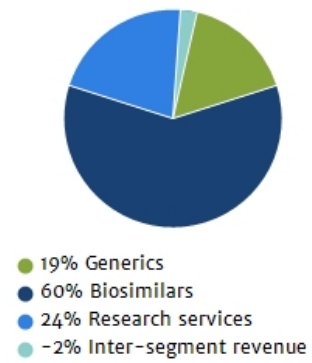
EBITDA margin



Earnings per share



Revenue by segment FY24



Biocon Limited

20th KM, Hosur Road, Electronic City, Bengaluru
560100, Karnataka, India
CIN: L24234KA1978PLC003417
T +91 80 2808 2808 /+91 80 4014 4014
E contact.us@biocon.com
W www.biocon.com

Investor Relations

All inquiries from Shareholders,
Financial Institutions, Brokerage Firms
and Financial Analysts to be addressed to:

Saurabh Paliwal

Tel: +91 80 2808 2040
E: saurabh.paliwal@biocon.com

Supplied by © EUROLAND IR®