



Givaudan Investor Fact Sheet

Market: Swiss Stock Exchange

Symbol: GIVN

ISIN: CH0010645932

Industry : Specialty Chemical

Creating for happier, healthier lives with love for nature

Givaudan is a global industry leader creating game-changing innovation in food and beverages, and inspiring creations in the world of scent and beauty. With our two business activities, Taste & Wellbeing and Fragrance & Beauty, we provide customers with a broad range of solutions that match consumer demands for clean label, organic and natural ingredients and meet their sustainability expectations and demand for greater transparency. Our value proposition reflects the Company's purpose of creating for happier, healthier lives, with love for nature.

We maintain our leadership position – approximately 25% of our industry's global market share – by challenging ourselves daily, inspiring our partnerships across the globe and serving our customers with heart and soul.

Passion and performance through time

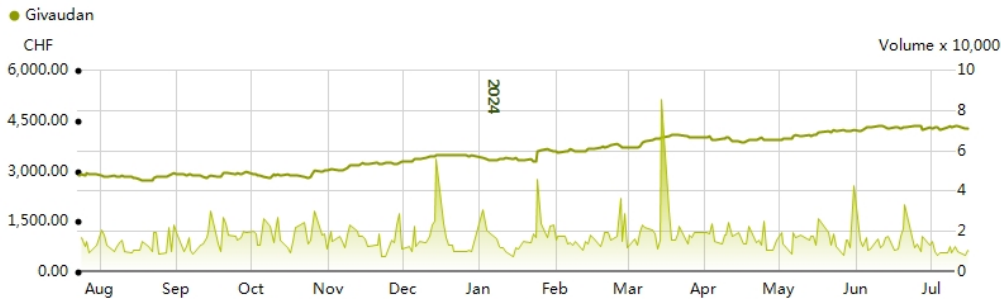
With a heritage that stretches back over 250 years, Givaudan has a long history of innovating scents and tastes. Creativity is at the heart of our operations, and the power to surprise is brought about by having a renowned collection of experts, passionate flavourists and perfumers under one roof.

Committed to innovation and sustainable growth

At the forefront of innovation, with 7.5% of annual turnover invested in research, we explore and uncover new and exciting ingredients and technologies to add to our vast palettes and portfolios.

As a company that uses many natural ingredients, we operate a sustainable business model that creates value for the many stakeholders we work with. We co-create and collaborate with our customers and partners to innovate and develop game-changing products and solutions. Our intention is to increase our positive impact on the world by innovating sustainable solutions while showing our love for nature and leading the way to improve happiness and health for people.

Share Graph



Share data

16/07/2024

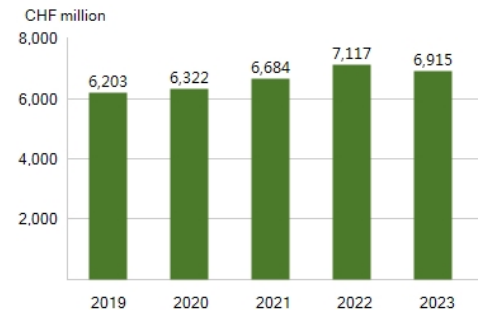
Currency	CHF	Volume	11,173
Previous Close	4,294.00	Number of Shares	123,375,149
Change (%)	0.09	Market Cap (mln)	39,649

Key figures

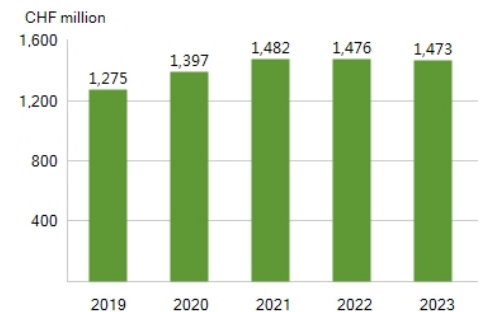
For the year ended 31 December, in millions of Swiss francs, except for employees

	2023	2022	2021	2020	2019
Sales and results					
Group sales	6,915	7,117	6,684	6,322	6,203
Taste & Wellbeing	3,603	3,861	3,593	3,398	3,404
Fragrances & Beauty	3,312	3,256	3,091	2,924	2,799
Like-for-like sales growth ¹	4.1%	5.3%	7.1%	4.0%	5.8%

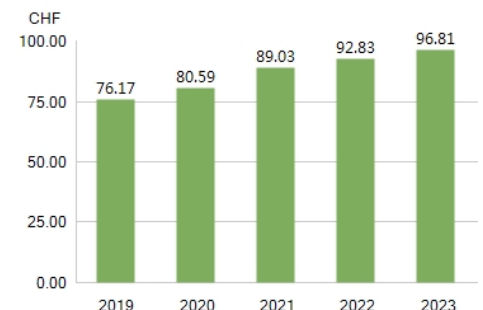
Group sales



EBITDA



Earnings per share – basic

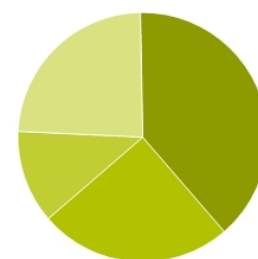


Key figures

For the year ended 31 December, in millions of Swiss francs, except for employees

	2023	2022	2021	2020	2019
Gross profit	2,846	2,762	2,855	2,659	2,530
as % of sales	41.2%	38.8%	42.7%	42.1%	40.8%
EBITDA ²	1,473	1,476	1,482	1,397	1,275
as % of sales	21.3%	20.7%	22.2%	22.1%	20.6%
Operating income	1,116	1,112	1,089	996	920
as % of sales	16.1%	15.6%	16.3%	15.8%	14.8%
Net income	893	856	821	743	702
as % of sales	12.9%	12.0%	12.3%	11.8%	11.3%
Balance sheet and cash flows					
Operating cash flow	1,373	948	1,288	1,189	1,136
as % of sales	19.9%	13.3%	19.3%	18.8%	18.3%
Free cash flow	920	479	843	811	787
as % of sales	13.3%	6.7%	12.6%	12.8%	12.7%
Leverage ratio	51%	51%	51%	50%	47%
Share					
Cash dividend(CHF)	68	67	66	64	62
Earnings per share – basic (CHF)	96.81	92.83	89.03	80.59	76.17
Employees					
Number of employees as at 31 December (FTE)	16,263	16,676	16,458	15,851	14,969

Group sales per region 2023



● 39% Europe, Africa and Middle East
 ● 25% Asia Pacific
 ● 12% Latin America
 ● 24% North America

1. Like-for-like excludes the impact of currency, acquisitions and disposals.

2. EBITDA defined as Earnings Before Interest (and other financial income (expense), net), Tax, Depreciation and Amortisation corresponds to operating income before depreciation, amortisation and impairment of long-lived assets.

Givaudan Media and Investor Relations

Post code: 100033

T +41 52 354 01 32

givaudan.investors@givaudan.com

Supplied by © [EUROLAND.com](https://www.euroland.com)

For terms of use and data vendors information, see Disclaimer

[Cookie policy](#)