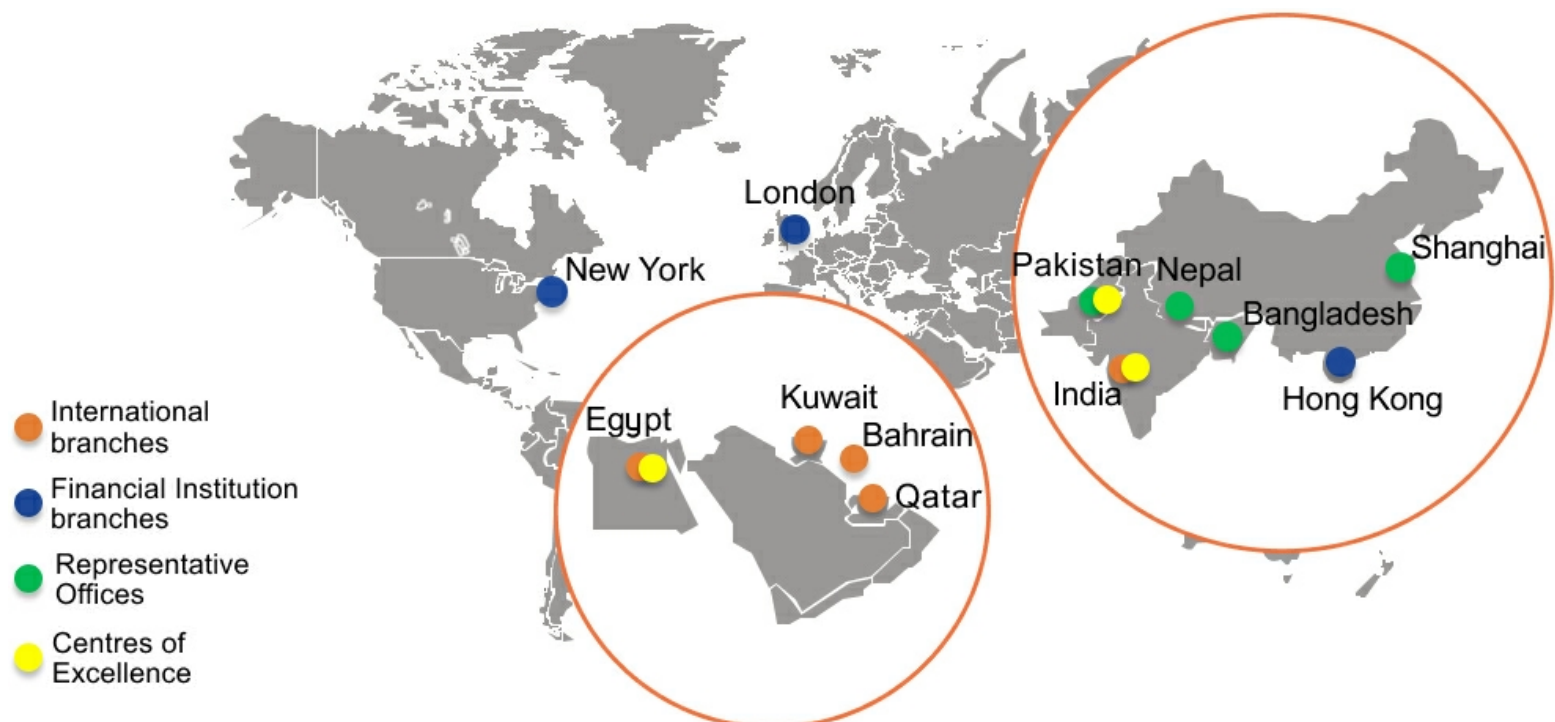


One of the UAE's best performing banks for over five decades, Mashreq is a leading financial institution with an expanding footprint across the Middle East with a strong presence in the financial capitals of the world with international offices in Europe, Asia, Africa and the US.

Mashreq is One of UAE's Leading Financial Institutions

Heritage	<ul style="list-style-type: none"> Established in 1967 55 years of experience in the UAE banking and financial services market
Publicly listed	<ul style="list-style-type: none"> Oldest local bank based out of the UAE Combines the entrepreneurial spirit of Dubai with enduring trade banking relationships across the region Listed on the DFM on the creation of the local stock exchange (2000)
Strong regional & international presence	<ul style="list-style-type: none"> Prominent local bank with a presence in most GCC countries and a leading international network of branches/representative offices in MENA, Asia, Europe and USA Wellpositioned to finance regional trade flows
Diversified business	<ul style="list-style-type: none"> Universal bank offering a comprehensive suite of products and services to individuals and corporates across all lines of business Diversified revenue stream with "fee and other income" contributing approximately 39% of total income
Experienced management team	<ul style="list-style-type: none"> Long serving senior executives with international management expertise backed by a reputable board of directors
Strong shareholder base	<ul style="list-style-type: none"> Supportive ownership structure backed by strong institutional shareholders

Regional and International Banking Presence






Share data		18/11/2024	
Currency	AED	Volume	515
Previous Close	231.00	Number of Shares (mln)	200.61
Change (%)	-1.28	Market Cap (mln)	46,340.87

Credit Ratings

Rating Agency	Long-Term	Short-Term	Outlook
Fitch	A	F1	Stable
Standard & Poor's	A	A-1	Stable
Moodys	A3	P-1	Stable
Capital Intelligence	A	A1	Stable

Shareholding Structure



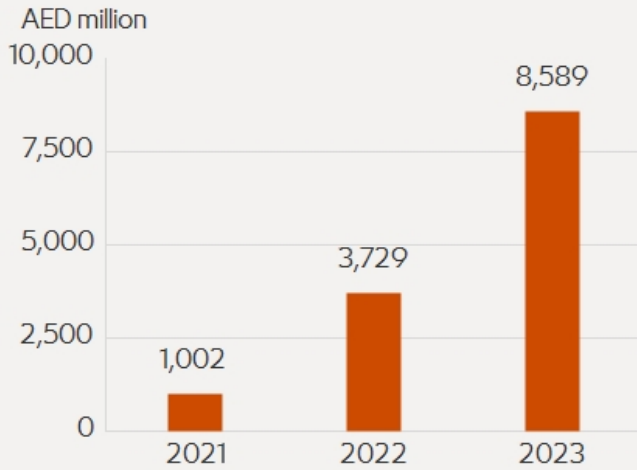
Financial Highlights	2021	2022	2023
Income Statement (AED million)			
Net Interest Income	3,045	4,570	7,710
Non Interest Income	2,761	2,737	3,094
Operating Income	5,806	7,307	10,803
Operating Profit	3,183	4,436	7,461
Net Profit	1,002	3,729	8,589
Balance Sheet (AED million)			
Total Assets	177,054	197,245	239,981
Net Loans and Advances	81,486	119,357	149,483
Deposits	101,483	113,806	146,232
Shareholders Equity	20,228	23,599	30,333
Ratios and Growth Rates (%)			
Capital adequacy			
Tier One Capital Ratio	13.4	13.7	14.3
Total Capital Ratio	14.5	16.0	16.5
Liquidity			
Liquid Assets to Total Assets *	29.0	33.5	33.6
Advances to Deposits	80.3	79.3	75.5
Asset quality			
NPL Coverage Ratio	128.2	190.8	247.5
NPL to Gross Advance	5.2	2.2	1.3
Performance			
ROA	0.7	2.1	4.1
ROE	5.2	17.7	34.3
Net Margin **	2.2	2.9	4.1
Efficiency Ratio	45.2	39.3	30.9

Notes:

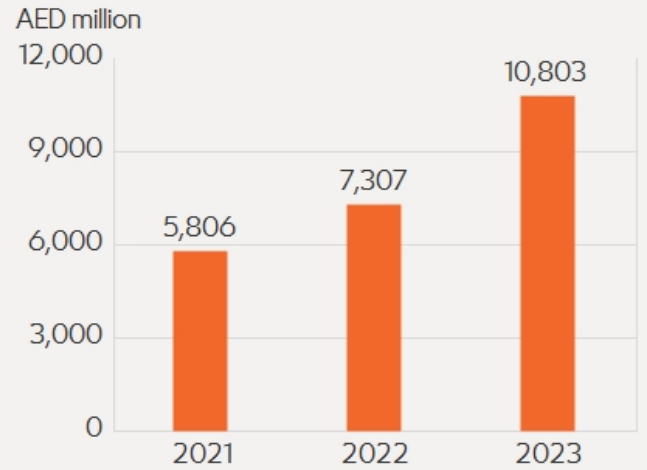
* Total Assets excludes contra items

** Annualized; Net Margin represents Net Interest Margin & Margin for Islamic products

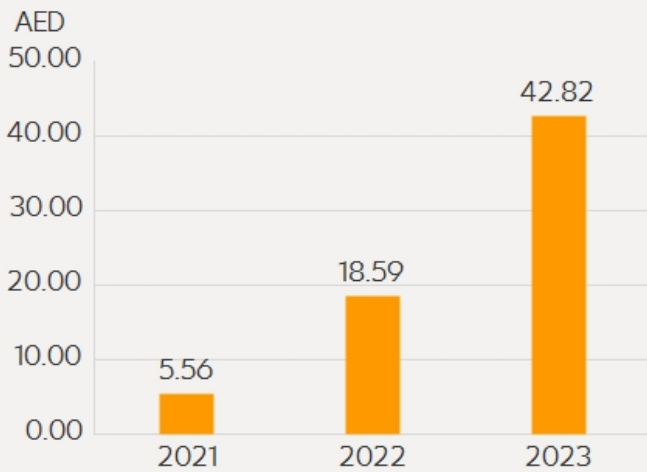
Net Profit



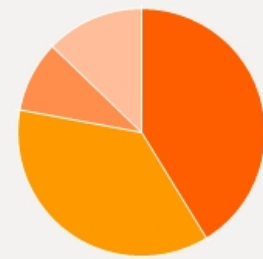
Operating Income



Earnings per share



Total operating income segments 2023



- 41.3 % Wholesale
- 36.6 % Retail
- 9.2 % Treasury & capital markets
- 12.9 % Insurance & Other

Contact Us

P.O. Box 1250 Dubai, UAE

+971 422 23333

investorrelations@mashreq.com

mashreq  المشرق

Supplied by ©EUROLAND IR®