

IHC was founded in 1998, as part of an initiative to diversify and grow non-oil business sectors in the UAE.

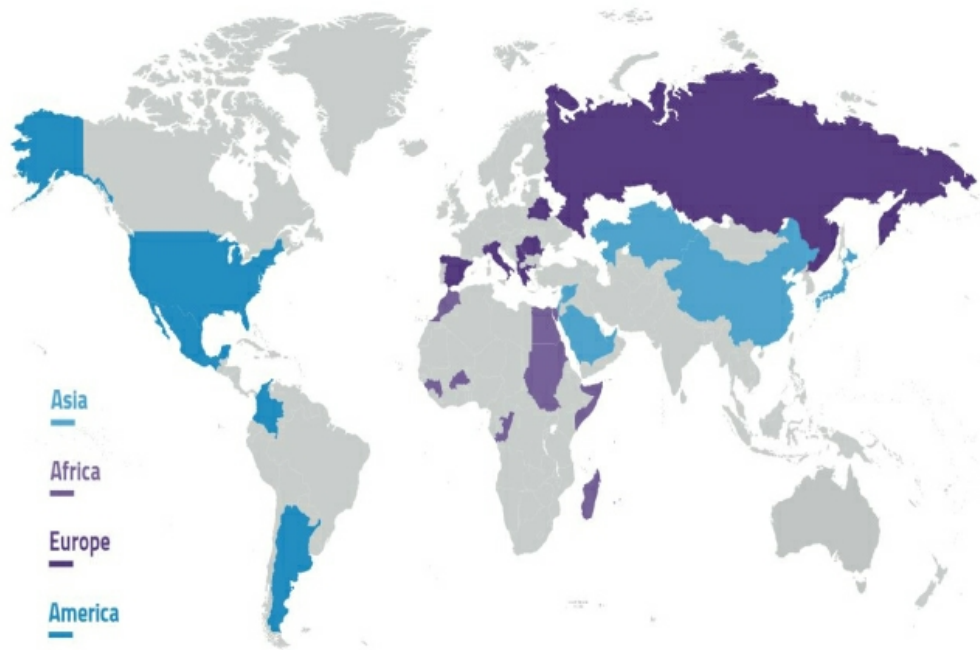
Listed on the Abu Dhabi Stock Exchange (ADX), IHC is now one of the region’s foremost investment holding companies with a global presence extending across the Middle East, Europe and the Americas. Recently, IHC entered the Forbes’ 2020 list of ‘The Middle East’s Top 100 Companies’.

IHC has a clear objective of enhancing its portfolio through acquisitions, strategic investments, and business combinations. Comprising more than 100 entities, IHC is continually seeking to expand and diversify its holdings across a growing number of sectors, including Healthcare, Real Estate, Agriculture, Food and Beverage, Utilities, Industries, IT and Communications, Retail and Leisure, and Capital.

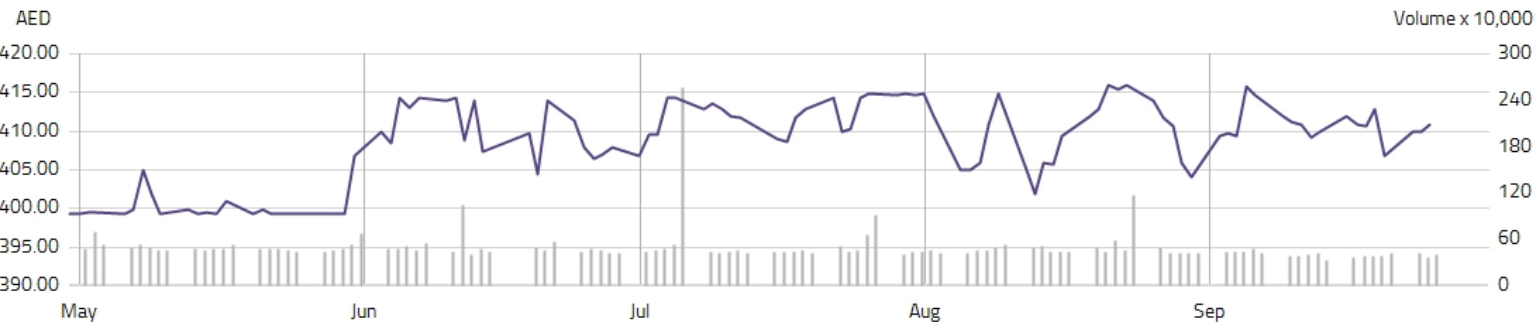
With a core strategy to enhance shareholder value and achieve growth, IHC drives operational synergies and maximizes cost efficiencies across all verticals – it also continues to evaluate exciting investment opportunities through direct ownership and entering partnerships in the UAE and abroad.

As the world changes, and new opportunities arise, IHC remains focused on resilience, innovation and redefining the marketplace for our ourselves, our clients and our partners.

Our Global Presence



● International Holding Company P.J.S.C.

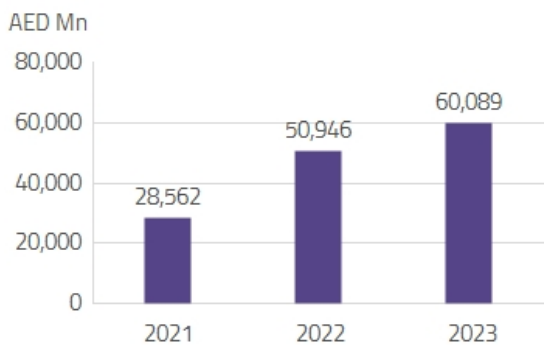


Share data 25/09/2024

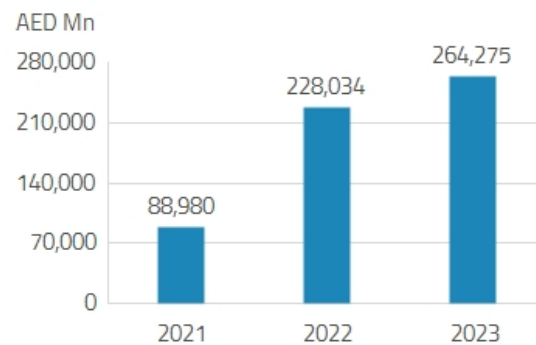
Currency	AED Volume	405,848
Previous Close	410.90 Number of Shares (mn)	2,193.54
Change (%)	0.22 Market Cap (mn)	901,325.54

KEY FIGURES (AED Mn)	2021	2022	2023
Income statement			
Revenue	28,562	50,946	60,089
Gross profit	10,176	11,677	13,040
Profit for the year	11,577	32,571	32,954
Profit for the year attributable to equity holders of the parent company	7,339	12,653	27,523
Balance sheet			
Total assets	88,980	228,034	264,275
Total liabilities	32,948	98,670	107,538
Total equity	56,032	129,364	156,737
Cash flow			
Net cash generated from operating activities	12,686	16,279	7,307
Net cash (used in) generated from investing activities	678	(31,260)	(17,785)
Net cash used in financing activities	358	20,155	3,848
Cash and cash equivalents at the end of the year	16,478	22,643	16,084
Key indicators			
Earnings per share (AED)	4.03	6.81	12.55

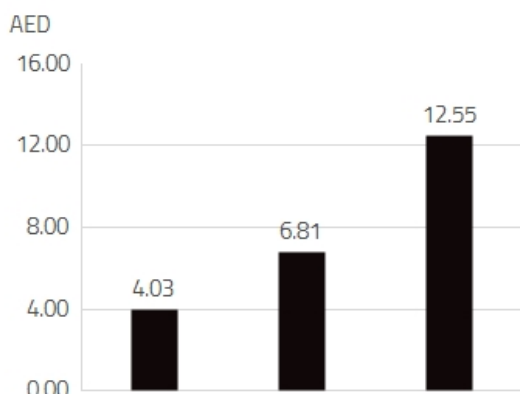
Revenue



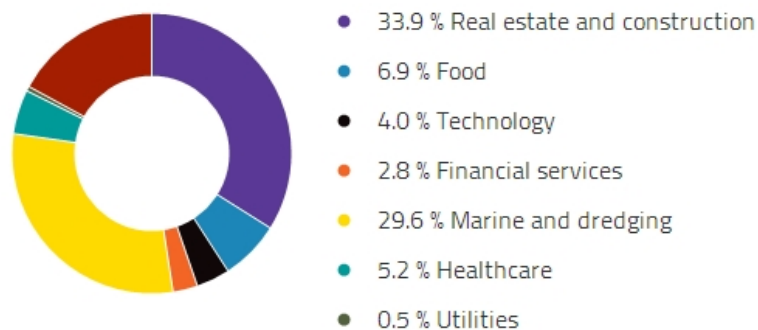
Total assets



Earnings per share



Segment revenue 2023



Contact Information

INTERNATIONAL HOLDING COMPANY P.J.S.C

P.O. Box: 32619

Abu Dhabi, United Arab Emirates

Supplied by ©  **EUROLAND**.com