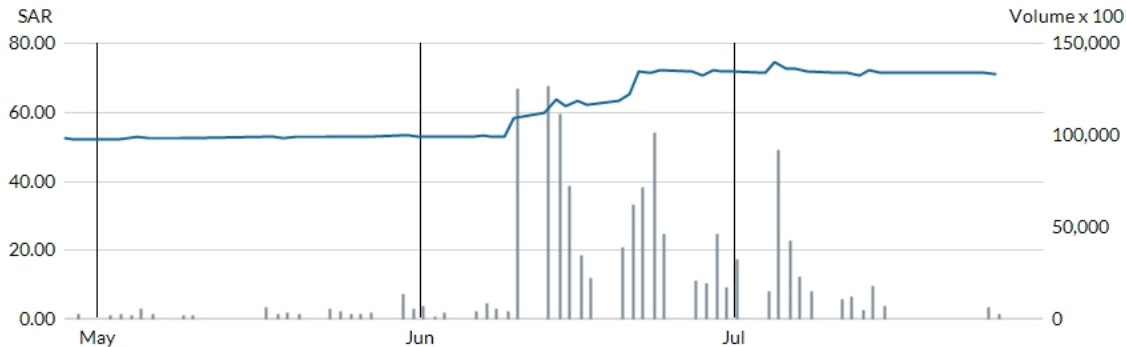


Theeb Rent A Car company started in 1991, provides its services through 48 branches distributed over the main regions of the Kingdom, international and regional airports with fleet of vehicles exceeding 19,000.

The company's main sectors are short-term rental, long-term leasing, other related services in addition to providing customized solutions to customers and selling used vehicles owned by the company that have been used in its operations.

Theeb Rent a Car Company were listed in March 2021 on the main Saudi Stock Exchange (Tadawul) with a capital of 430,000,000 riyals.

● Theeb Rent A Car



Share Data

26/07/2021

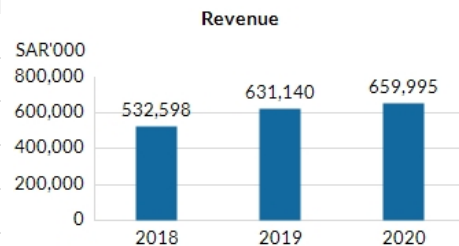
Currency	SAR	Volume	354,862
Change	-0.84	Number of Shares (mln)	1.29
Last Closing Price	71.20	Market Cap (mln)	91.85

Key figures (SAR'000)

2018 2019 2020

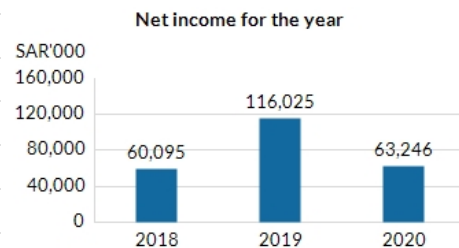
Statement of Profit or Loss

Revenue	532,598	631,140	659,995
Gross profit	142,615	221,150	162,014
Income from operations	85,501	152,295	99,316
Income before Zakat	69,005	124,153	67,355
Net income for the year	60,095	116,025	63,246



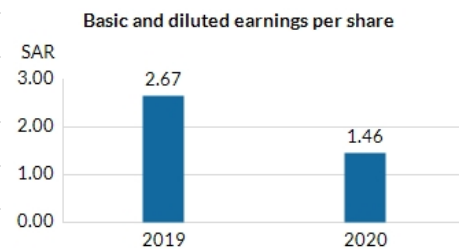
Statement of Financial Position

Total assets	892,265	1,275,512	1,307,406
Total shareholders' equity	383,765	448,613	481,515
Total liabilities	508,500	826,899	825,891



Statement of Cash Flows

Net cash flows from (used in) operating activities	(21,155)	(128,853)	126,158
Net cash flows used in investing activities	(18,599)	(3,966)	(3,992)
Net cash flows from financing activities	41,376	158,665	(141,622)
Net change in cash & cash equivalents during the year	1,622	25,847	(19,455)
Cash and cash equivalents at the end of the year	33,124	58,970	39,515



Key Indicators

Basic and diluted earnings per share (SAR)	-	2.67	1.46
--	---	------	------

Segment profit 2020

- 35.6 % Short term lease
- 30.7 % Long term lease
- 33.7 % Others

