

Securitas AB

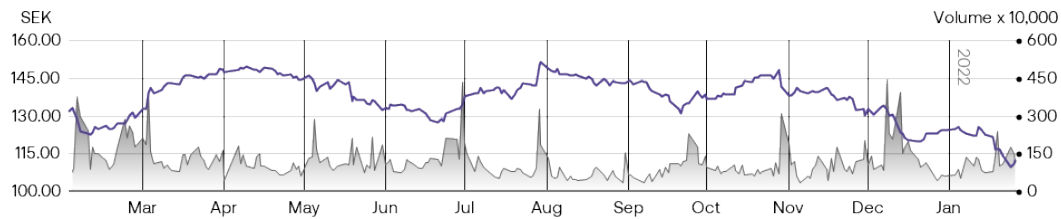
Market:
Stockholm

Symbol:
SECU B

ISIN:
SE0000163594

Industry:
Industrial Goods & Services

● Securitas B (STO)



Share Data

26/01/2022

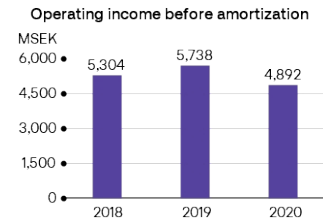
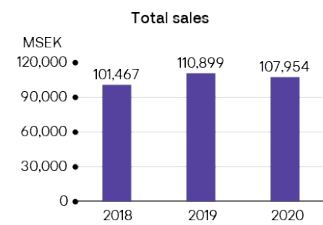
Currency	SEK	Volume	1,232,634
Previous Close	112.60	Number of Shares (mil)	347.92
Change (%)	1.30	Market Cap (mil)	39,175.38

Company presentation

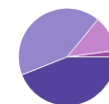
Securitas is your intelligent protective services partner. We base our protective services on customer- specific needs through different combinations of on-site, mobile and remote guarding, electronic security, fire and safety and corporate risk management. Everywhere from homes to airports, our 355 000 employees are making your world a safer place.

Key figures

MSEK	2020	2019	2018
Income			
Total sales	107,954	110,899	101,467
Operating income before amortization	4,892	5,738	5,304
Operating margin, %	4.5	5.2	5.2
Income before taxes	3,329	4,618	4,028
Net income for the year	2,416	3,362	3,021
Earnings per share (SEK)	6.63	9.20	8.26
Cash flow			
Cash flow from operating activities	8,072	5,747	3,858
Free cash flow	5,944	3,268	1,884
Cash flow for the year	976	692	(364)
Net debt	(14,335)	(17,541)	(14,513)
Capital employed and financing			
Operating capital employed	8,893	13,100	9,199
as % of total sales	8	12	9
Capital employed	32,042	37,140	32,170
Return on capital employed, %	13	15	15
Net debt	(14,335)	(17,541)	(14,513)
Net debt equity ratio, multiple	0.81	0.89	0.82
Interest coverage ratio, multiple	9.1	9.4	10.7
Free cash flow to net debt	0.41	0.19	0.13
Shareholders' equity attributable to equity holders of the Parent Company	17,707	19,599	17,657
Non-controlling interests	10	30	25
Return on equity, %	13	18	18
Equity ratio, %	30	32	32



Total sales by business segment 2020



- 44% Security Services North America
- 42% Security Services Europe
- 12% Security Services Ibero-America
- 2% Other

Operating income before amortization by business segment 2020



- 51% Security Services North America
- 38% Security Services Europe
- 11% Security Services Ibero-America

The comparatives have been restated due to the adoption of IAS 19 (revised).
Group key ratios according to Securitas' financial model

Company contacts

Securitas AB
Lindhagensplan 70
Box 12307
SE-102 28 Stockholm
SWEDEN

Tel: +46 (0)10 470 30 00
Fax: +46 (0)10 470 31 21
E-mail: ir@securitas.com
www.securitas.com

