**Share data**

Symbol	ARJO B
Market	Stockholm
Currency	SEK
Previous Close	64.90
Change (%)	2.20

23/06/2022

ISIN	SE0010468116
Industry	Health Care
Volume	181,003
Number of Shares	254,152,373
Market Cap (mln)	16,494

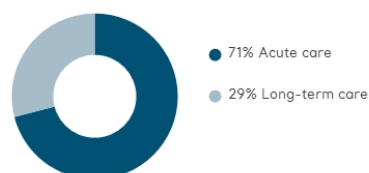
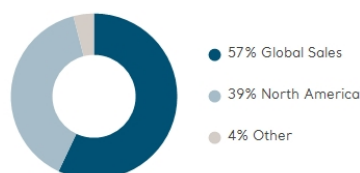
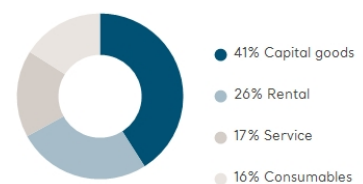
For 65 years, we have had a close cooperation with healthcare providers, giving us an in-depth understanding of their daily challenges. Today, Arjo is a market-leading player in the medical device industry, providing sustainable and outcome-based solutions

that improve the quality of care and life for patients with reduced mobility, and improve the work environment for healthcare professionals.

Key figures (SEK M)

	2021	2020
Organic growth in net sales, %	3.5	3.9
EBITDA growth, %	10.6	9.8
Cash conversion, %	85.3	123.3
Return on shareholders' equity ¹ , %	11.9	9.1
Gross margin, %	46.4	45.5
Selling expenses as a % of net sales	19.3	19.8
Administrative expenses as a % of net sales	13.5	13.9
EBITDA	2,033	1,838
EBITDA, adjusted	2,072	1,913
EBITDA margin, %	22.4	20.3
EBITDA margin, adjusted, %	22.8	21.1
Operating margin, %	11.9	9.5
Earnings per share, SEK	2.72	1.93
Number of shares, thousands	272,370	272,370
Interest-coverage ratio ¹ , multiple	12.8	6.5
Operating capital, SEK M	11,236	11,408
Return on operating capital ¹ , %	9.9	8.3
Net debt/equity ratio, multiple	0.6	0.9
Net debt/ adjusted EBITDA ¹ , multiple	2.3	2.9
Equity/assets ratio, %	47.1	40.6
Equity per share, SEK	25.3	20.7
Number of employees, average	6,350	6,211

¹ Rolling 12 months.

Sales by customer category**Sales by segment****Sales by service type****Contact us**

Arjo AB
Hans Michelsensgatan 10
SE-211 20 Malmö
Sweden

Tel: 010 335 0000
E-mail: info@arjo.com
www.arjo.com