

Bakkafrost P/F

Market: Oslo Symbol: BAKKA ISIN: FO0000000179 Industry: Packaged Foods & Meats

COMPANY PRESENTATION

Bakkafrost is the leading producer of top quality salmon from the Faroe Islands. We offer a wide range of healthy and nutritious salmon products from our own facilities. The cool and steady sea temperatures of the North Atlantic Current in the Faroe Islands provides perfect conditions for raising healthy and robust Atlantic salmon. Bakkafrost is one of the world's most vertically integrated salmon farming companies. Bakkafrost controls all aspects of production - from feed to finished value added products. This ensures unrivalled traceability and consistent high quality. Our longstanding experiences in the seafood industry and our focus on providing our customers with top quality salmon products has made Bakkafrost well reputed as a reliable and responsible partner. We are committed to maintaining the highest standards in relation to fish welfare, sustainability and sound stewardship of the environment. We are dedicated to providing consumers worldwide with top quality tasty and nutritious salmon products.

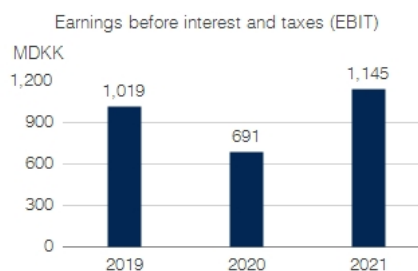
BAKKA		03/02/2023	
Currency	NOK	Volume	34,487
Previous Close	608.50	Number of Shares (mil)	59.14
Change (%)	-1.14	Market Cap (mil)	35,988.52

KEY FIGURES

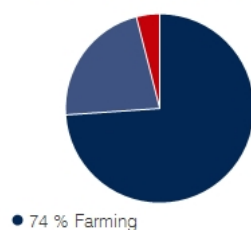
DKK 1,000	2019	2020	2021
Operating revenues	4,511,107	4,651,892	5,553,849
Operational EBIT *	1,325,100	621,158	821,194
EBIT	1,019,217	691,123	1,144,685
EBT	981,916	625,984	1,137,662
Net earnings	801,885	462,845	964,036
Earnings per share before fair value adjustment of biomass and provision for onerous contracts (DKK)	19.04	6.20	10.28
Earnings per share after fair value adjustment of biomass and provision for onerous contracts (DKK)	15.53	7.83	16.32
Total non-current assets	8,670,109	9,224,680	10,059,184
Total current assets	4,431,296	3,983,644	4,568,984
Total assets	13,101,405	13,208,324	14,628,168
Total equity	8,496,875	8,729,487	9,347,545
Total liabilities	4,604,530	4,478,837	5,280,623
Net interest bearing debt	1,018,685	1,752,751	2,125,811
Equity share (%)	65	66	64

* Aligned for fair value adjustments of biomass, onerous contracts provision, income from associates and other non-operating related adjustments.

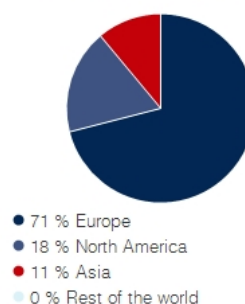
● Bakkafrost (OSL)



External operating revenue by segment 2021



Sales by markets 2021



Company contacts
Bakkafrost P/F

Tel: +298 40 50 00
www.bakkafrost.com

FO-625 Glyvrrar
FAROE ISLANDS

