

# Bakkafrost P/F

Market: Oslo Symbol: BAKKA ISIN: FO0000000179 Industry: Packaged Foods & Meats

## COMPANY PRESENTATION

Bakkafrost is the leading producer of top quality salmon from the Faroe Islands. We offer a wide range of healthy and nutritious salmon products from our own facilities. The cool and steady sea temperatures of the North Atlantic Current in the Faroe Islands provides perfect conditions for raising healthy and robust Atlantic salmon. Bakkafrost is one of the world's most vertically integrated salmon farming companies. Bakkafrost controls all aspects of production - from feed to finished value added products. This ensures unrivalled traceability and consistent high quality. Our longstanding experiences in the seafood industry and our focus on providing our customers with top quality salmon products has made Bakkafrost well reputed as a reliable and responsible partner. We are committed to maintaining the highest standards in relation to fish welfare, sustainability and sound stewardship of the environment. We are dedicated to providing consumers worldwide with top quality tasty and nutritious salmon products.

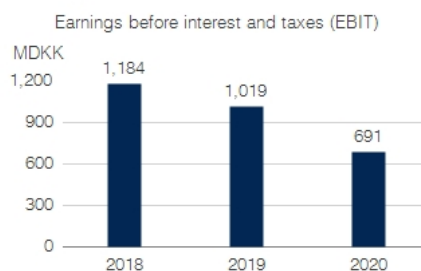
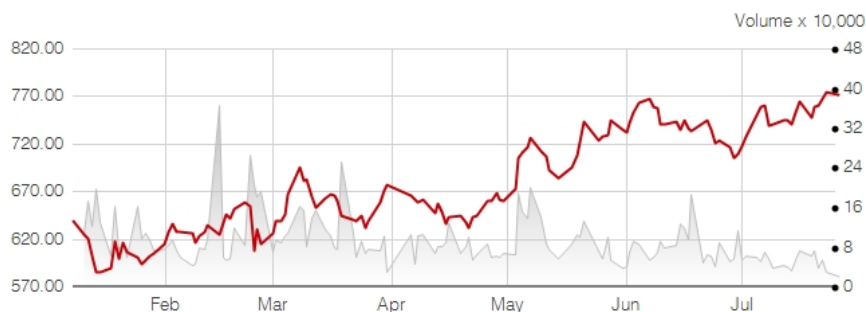
BAKKA		26/07/2021	
Currency	NOK	Volume	22,665
Previous Close	772.40	Number of Shares (mil)	59.14
Change (%)	-0.44	Market Cap (mil)	45,682.05

## KEY FIGURES

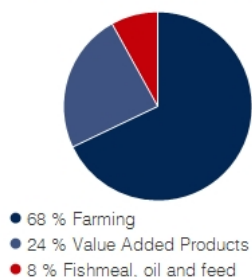
DKK 1,000	2018	2019	2020
Operating revenues	3,177,422	4,511,107	4,651,892
Operational EBIT *	1,074,912	1,325,100	621,158
EBIT	1,184,233	1,019,217	691,123
EBT	1,172,066	981,916	625,984
Net earnings	960,292	801,885	462,845
Earnings per share before fair value adjustment of biomass and provision for onerous contracts (DKK)	16.44	19.04	6.20
Earnings per share after fair value adjustment of biomass and provision for onerous contracts (DKK)	19.74	15.53	7.83
Total non-current assets	3,396,036	8,670,109	9,224,680
Total current assets	2,406,487	4,431,296	3,983,644
Total assets	5,802,523	13,101,405	13,208,324
Total equity	4,077,029	8,496,875	8,729,487
Total liabilities	1,725,494	4,604,530	4,478,837
Net interest bearing debt	495,479	1,018,685	1,752,751
Equity share (%)	70	65	66

\* Aligned for fair value adjustments of biomass, onerous contracts provision, income from associates and other non-operating related adjustments.

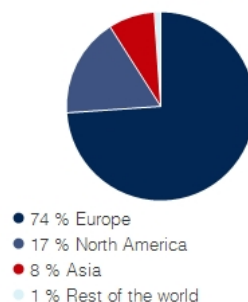
● Bakkafrost (OSL)



External operating revenue by segment 2020



Sales by markets 2020



Company contacts  
Bakkafrost P/F

Tel: +298 40 50 00  
[www.bakkafrost.com](http://www.bakkafrost.com)

FO-625 Glyvrrar  
FAROE ISLANDS

